

CHUBB ARABIA COOPERATIVE INSURANCE COMPANY
(A SAUDI JOINT STOCK COMPANY)

INTERIM CONDENSED FINANCIAL STATEMENTS (UNAUDITED)
WITH
INDEPENDENT AUDITORS' REVIEW REPORT
FOR THE THREE AND SIX MONTH PERIODS ENDED 30 JUNE 2022

CHUBB ARABIA COOPERATIVE INSURANCE COMPANY
(A SAUDI JOINT STOCK COMPANY)

**INTERIM CONDENSED FINANCIAL STATEMENTS WITH INDEPENDENT AUDITORS’
REVIEW REPORT (UNAUDITED)
FOR THE THREE AND SIX MONTH PERIODS ENDED 30 JUNE 2022**

<u>INDEX</u>	<u>PAGES</u>
Independent auditors’ review report	-
Interim condensed statement of financial position	1 – 2
Interim condensed statement of income	3 – 4
Interim condensed statement of comprehensive income	5
Interim condensed statement of changes in equity	6
Interim condensed statement of cash flows	7 -8
Notes to the interim condensed financial statements	9 – 43

**INDEPENDENT AUDITORS' REVIEW REPORT ON THE INTERIM
CONDENSED FINANCIAL STATEMENTS**

**TO: THE SHAREHOLDERS OF CHUBB ARABIA COOPERATIVE INSURANCE COMPANY
(A SAUDI JOINT STOCK COMPANY)**

Introduction

We have reviewed the accompanying interim condensed statement of financial position of **Chubb Arabia Cooperative Insurance Company** (the "Company") as at 30 June 2022, and the related interim condensed statement of income and comprehensive income for the three and six month periods then ended and the interim condensed statements of changes in equity and cash flows for the six month period ended 30 June 2022, and notes to the interim condensed financial statements. Management is responsible for the preparation and presentation of these interim condensed financial statements in accordance with International Accounting Standard 34: *Interim Financial Reporting* ("IAS 34") as is endorsed in the Kingdom of Saudi Arabia. Our responsibility is to express conclusion on these interim condensed financial statements based on our review.

Scope of review

We conducted our review in accordance with International Standard on Review Engagements 2410: *Review of Interim Financial Information Performed by the Independent Auditor of the Entity*, as endorsed in the Kingdom of Saudi Arabia. A review of interim financial information consists of making inquiries, primarily of persons responsible for financial and accounting matters, and applying analytical and other review procedures. A review is substantially less in scope than an audit conducted in accordance with International Standards on Auditing as endorsed in the Kingdom of Saudi Arabia and consequently does not enable us to obtain assurance that we would become aware of all significant matters that might be identified in an audit. Accordingly, we do not express an audit opinion.

Conclusion

Based on our review, nothing has come to our attention that causes us to believe that the accompanying interim condensed financial statements are not prepared, in all material respects, in accordance with IAS 34 as endorsed in the Kingdom of Saudi Arabia.

Al-Bassam & Co.
P.O. Box 4636
Al Khobar 31952
Kingdom of Saudi Arabia

Ibrahim Ahmed Al Bassam
Certified Public Accountant
Licence No. 337



KPMG Professional Services
P.O. Box 4803
Al Khobar 31952
Kingdom of Saudi Arabia

Abdulaziz Abdullah Alnaim
Certified Public Accountant
Licence No. 394

23 Muharram 1444H
21 August 2022G




CHUBB ARABIA COOPERATIVE INSURANCE COMPANY
(A SAUDI JOINT STOCK COMPANY)


INTERIM CONDENSED STATEMENT OF FINANCIAL POSITION
AS AT 30 JUNE 2022


(All amounts expressed in Saudi Riyals unless otherwise stated)

	Notes	30 June 2022 (Unaudited)	31 December 2021 (Audited)
ASSETS			
Cash and cash equivalents	5	122,260,006	186,043,885
Premiums and reinsurance balances receivable, net	6	115,143,822	151,583,164
Reinsurers' share of unearned premiums	17.2	90,816,902	102,701,355
Reinsurers' share of outstanding claims	17.1	57,535,560	48,128,358
Reinsurers' share of claims incurred but not reported	17.1	49,890,325	48,309,514
Deferred policy acquisition costs	17.3	8,861,123	6,429,477
Investments held for trading	7	93,405,846	102,150,678
Investments available for sale	7	1,932,078	1,932,078
Prepaid expenses and other assets		28,036,712	23,397,934
Term deposits		162,889,206	57,236,755
Property and equipment		2,229,099	2,323,765
Intangible assets		3,330,896	2,798,598
Goodwill	8	43,774,750	43,774,750
Statutory deposit	11	30,000,000	30,000,000
Accrued income on statutory deposit	11	2,610,160	2,406,669
TOTAL ASSETS		812,716,485	809,216,980

The interim condensed financial statements appearing on pages 1 to 43 were approved by the Board of Directors of the Company and have been signed on their behalf by:


Emad Alkhateeb
Chief Financial Officer


Kamran Mazhar
Chief Executive Officer


Abdulaziz Elkherciji
Board Member

The accompanying notes 1 to 23 form an integral part of these interim condensed financial statements.

CHUBB ARABIA COOPERATIVE INSURANCE COMPANY
(A SAUDI JOINT STOCK COMPANY)




INTERIM CONDENSED STATEMENT OF FINANCIAL POSITION (CONTINUED)

AS AT 30 JUNE 2022

(All amounts expressed in Saudi Riyals unless otherwise stated)

	Notes	30 June 2022 (Unaudited)	31 December 2021 (Audited)
LIABILITIES			
Accounts payable		27,945,347	41,043,098
Accrued and other liabilities		8,091,674	12,751,559
Surplus distribution payable	15	2,744,642	2,180,026
Reinsurers' balances payable	10	94,745,877	85,044,497
Unearned premiums	17.2	132,952,694	137,001,880
Unearned reinsurance commission income		10,967,005	9,130,990
Outstanding claims	17.1	77,469,126	60,486,403
Claims incurred but not reported	17.1	63,354,325	64,178,785
Additional premium reserves	17.1	1,794,739	2,824,722
Other technical reserves	17.1	5,614,888	5,193,211
End-of-service indemnities		10,791,980	10,968,262
Provision for zakat and income tax	14	14,918,522	19,305,244
Accrued commission income payable to SAMA	11	2,610,160	2,406,669
TOTAL LIABILITIES		454,000,979	452,515,346
EQUITY			
Share capital	12	300,000,000	300,000,000
Statutory reserve		40,330,475	39,927,701
Retained earnings		21,547,913	19,936,815
Re-measurement reserve of end-of-service indemnities		(3,162,882)	(3,162,882)
TOTAL EQUITY		358,715,506	356,701,634
TOTAL LIABILITIES AND EQUITY		812,716,485	809,216,980
COMMITMENTS AND CONTINGENCIES	13	-	-

The interim condensed financial statements appearing on pages 1 to 43 were approved by the Board of Directors of the Company and have been signed on their behalf by:

		
Emad Alkhateeb Chief Financial Officer	Kamran Mazhar Chief Executive Officer	Elkhereiji Abdulaziz Board Member


The accompanying notes 1 to 23 form an integral part of these interim condensed financial statements.

CHUBB ARABIA COOPERATIVE INSURANCE COMPANY
(A SAUDI JOINT STOCK COMPANY)


INTERIM CONDENSED STATEMENT OF INCOME (UNAUDITED)
FOR THE THREE AND SIX MONTH PERIODS ENDED 30 JUNE 2022
(All amounts expressed in Saudi Riyals unless otherwise stated)

	Notes	For the three month period ended 30 June		For the six month period ended 30 June	
		2022	2021	2022	2021
REVENUE					
Gross premiums written	9,16	56,305,863	57,325,949	144,161,577	149,166,035
Less: Reinsurance premiums ceded					
- Local		(2,534,156)	(2,618,729)	(5,476,942)	(4,966,696)
- Foreign		(32,869,349)	(33,590,897)	(77,894,131)	(73,377,597)
Excess of loss expenses		(1,800,465)	(1,225,000)	(3,600,930)	(2,642,548)
Net premiums written		19,101,893	19,891,323	57,189,574	68,179,194
Changes in unearned premiums		18,903,494	15,739,759	4,049,186	(8,710,792)
Changes in reinsurers' share of unearned premiums		(12,481,672)	(9,424,728)	(11,884,453)	(10,820,832)
Net premiums earned		25,523,715	26,206,354	49,354,307	48,647,570
Reinsurance commission income		6,246,071	6,056,753	12,088,509	11,495,115
TOTAL REVENUE		31,769,786	32,263,107	61,442,816	60,142,685
UNDERWRITING COSTS AND EXPENSES					
Gross claims paid		(10,259,795)	(21,505,398)	(20,707,509)	(33,449,825)
Expenses incurred related to claims		(249,984)	(402,901)	(661,600)	(809,347)
Reinsurers' share of gross claims paid		2,770,221	10,272,924	4,471,265	14,207,158
Net claims and other benefits paid		(7,739,558)	(11,635,375)	(16,897,844)	(20,052,014)
Changes in outstanding claims		(5,023,811)	(5,634,367)	(16,982,723)	(18,001,947)
Changes in reinsurers' share of outstanding claims		2,009,809	4,993,471	9,407,202	14,065,229
Changes in claims incurred but not reported ("IBNR")		(4,661,847)	(6,424,915)	824,460	(7,458,086)
Changes in reinsurance share of IBNR		3,844,662	4,989,463	1,580,811	7,390,534
Net claims and other benefits incurred		(11,570,745)	(13,711,723)	(22,068,094)	(24,056,284)
Additional premium reserves		534,343	225,486	1,029,983	1,334,401
Other technical reserves		(394,555)	(531,421)	(421,677)	(946,396)
Policy acquisition costs	17.3	(4,906,897)	(4,202,150)	(9,288,588)	(8,063,767)
Other underwriting expenses		(1,201,239)	(1,167,863)	(3,616,604)	(2,444,170)
TOTAL UNDERWRITING COSTS AND EXPENSES		(17,539,093)	(19,387,671)	(34,364,980)	(34,176,216)
NET UNDERWRITING INCOME		14,230,693	12,875,436	27,077,836	25,966,469


The interim condensed financial statements appearing on pages 1 to 43 were approved by the Board of Directors of the Company and have been signed on their behalf by:



Emad Alkhateeb
Chief Financial Officer



Kamran Mazhar
Chief Executive Officer



Elkhareiji Abdulaziz
Board Member

The accompanying notes 1 to 23 form an integral part of these interim condensed financial statements.

CHUBB ARABIA COOPERATIVE INSURANCE COMPANY
(A SAUDI JOINT STOCK COMPANY)


INTERIM CONDENSED STATEMENT OF INCOME (UNAUDITED) (CONTINUED)

FOR THE THREE AND SIX MONTH PERIODS ENDED 30 JUNE 2022

(All amounts expressed in Saudi Riyals unless otherwise stated)

	Notes	For the three month period ended 30 June		For the six month period ended 30 June	
		2022	2021	2022	2021
OTHER (EXPENSES) / INCOME					
Reversal of / (allowance) for impairment of doubtful debts	6	(1,233,100)	737,176	(1,246,329)	(1,145,379)
General and administrative expenses		(11,884,256)	(10,031,949)	(22,447,488)	(19,632,962)
Dividend, interest and commission income		1,996,280	1,526,121	3,230,617	2,960,970
Realized (losses) gains on disposal of investments held for trading	7	(77,211)	16,849	(100,833)	12,147
Unrealised losses on investments held for trading	7	(2,543,269)	(292,113)	(3,910,405)	(855,941)
Other income, net		815,350	4,150	1,013,240	296,265
TOTAL OTHER EXPENSES		(12,926,206)	(8,039,766)	(23,461,198)	(18,364,900)
Income before surplus attribution, zakat and income tax		1,304,487	4,835,670	3,616,638	7,601,569
Income attributed to insurance operations	21	(286,841)	(517,947)	(564,616)	(856,547)
Income attributed to shareholders before zakat and income tax		1,017,646	4,317,723	3,052,022	6,745,022
Zakat charge	14	(429,855)	(329,432)	(1,051,398)	(1,013,671)
Income tax reversal / (charge)	14	172,349	(236,055)	13,248	(416,354)
Net income attributable to shareholders		760,140	3,752,236	2,013,872	5,314,997
Earnings per share					
Basic and diluted EPS	20	0.03	0.13	0.07	0.18
Weighted average number of outstanding shares	12	30,000,000	30,000,000	30,000,000	30,000,000


The interim condensed financial statements appearing on pages 1 to 43 were approved by the Board of Directors of the Company and have been signed on their behalf by:



Emad Alkhateeb
Chief Financial Officer



Kamran Mazhar
Chief Executive Officer



Elkhareiji Abdulaziz
Board Member




The accompanying notes 1 to 23 form an integral part of these interim condensed financial statements.

CHUBB ARABIA COOPERATIVE INSURANCE COMPANY
(A SAUDI JOINT STOCK COMPANY)

INTERIM CONDENSED STATEMENT OF COMPREHENSIVE INCOME (UNAUDITED)
FOR THE THREE AND SIX MONTH PERIODS ENDED 30 JUNE 2022
(All amounts expressed in Saudi Riyals unless otherwise stated)

	For the three month period ended 30 June		For the six month period ended 30 June	
	2022	2021	2022	2021
Total income for the period	1,046,981	4,270,183	2,578,488	6,171,544
Other comprehensive income	-	-	-	-
TOTAL COMPREHENSIVE INCOME FOR THE PERIOD	1,046,981	4,270,183	2,578,488	6,171,544
Net comprehensive income attributed to the insurance operations	(286,841)	(517,947)	(564,616)	(856,547)
Net comprehensive income for the period attributable to the shareholders	<u>760,140</u>	<u>3,752,236</u>	<u>2,013,872</u>	<u>5,314,997</u>

The interim condensed financial statements appearing on pages 1 to 43 were approved by the Board of Directors of the Company and have been signed on their behalf by:

 <hr/> Emad Alkhateeb Chief Financial Officer	 <hr/> Kamran Mazhar Chief Executive Officer	 <hr/> Elkhereiji Abdulaziz Board Member
--	--	---

The accompanying notes 1 to 23 form an integral part of these interim condensed financial statements.


CHUBB ARABIA COOPERATIVE INSURANCE COMPANY
(A SAUDI JOINT STOCK COMPANY)


INTERIM CONDENSED STATEMENT OF CHANGES IN EQUITY
FOR THE SIX MONTH PERIOD ENDED 30 JUNE 2022

(All amounts expressed in Saudi Riyals unless otherwise stated)

	Share capital	Statutory reserve	Retained earnings	Re-measurement reserve of end-of-service indemnities	Total equity
Balance at 1 January 2022 (Audited)	300,000,000	39,927,701	19,936,815	(3,162,882)	356,701,634
Net income for the period attributable to shareholders	-	-	2,013,872	-	2,013,872
Other comprehensive income for the period	-	-	2,013,872	-	2,013,872
Total comprehensive income for the period	-	402,774	(402,774)	-	-
Transfer to statutory reserve	-	40,330,475	21,547,913	(3,162,882)	358,715,506
Balance at 30 June 2022 (Unaudited)	300,000,000	40,330,475	21,547,913	(3,162,882)	358,715,506
Balance at 1 January 2021 (Audited)	200,000,000	38,495,248	114,207,005	(2,583,949)	350,118,304
Net income for the period attributable to shareholders	-	-	5,314,997	-	5,314,997
Other comprehensive income for the period	-	-	5,314,997	-	5,314,997
Total comprehensive income for the period	-	1,062,999	(1,062,999)	-	-
Transfer to statutory reserve	-	39,558,247	118,459,003	(2,583,949)	355,433,301
Balance at 30 June 2021 (Unaudited)	200,000,000	39,558,247	118,459,003	(2,583,949)	355,433,301

The interim condensed financial statements appearing on pages 1 to 43 were approved by the Board of Directors of the Company and have been signed on their behalf by:


Kamran Mazhar
Chief Executive Officer


Elkhereji Abdulaziz
Board Member


Emad Alkhateeb
Chief Financial Officer

The accompanying notes 1 to 23 form an integral part of these interim condensed financial statements.

CHUBB ARABIA COOPERATIVE INSURANCE COMPANY
(A SAUDI JOINT STOCK COMPANY)


INTERIM CONDENSED STATEMENT OF CASH FLOWS (UNAUDITED)

FOR THE SIX MONTH PERIOD ENDED 30 JUNE 2022


(All amounts expressed in Saudi Riyals unless otherwise stated)

	For the six month period ended 30 June	
	2022	2021
CASH FLOW FROM OPERATING ACTIVITIES		
Net income before zakat and income tax for the period	3,616,638	7,601,569
Adjustments for:		
Depreciation of property and equipment	316,867	138,768
Amortization of intangible assets	105,085	131,034
Depreciation of right-of-use-assets	-	539,250
Gain on sale of property and equipment	-	(4,000)
Allowance for impairment of doubtful debts	1,246,329	1,145,379
Unrealised losses on investments held for trading	3,910,405	855,941
Realised losses / (gains) on investments held for trading	100,833	(12,147)
Interest on lease obligations	-	3,563
Provision for end-of-service indemnities	858,643	722,695
	10,154,800	11,122,052
Changes in operating assets and liabilities:		
Premiums and insurance balances receivable	35,193,013	21,469,442
Reinsurers' share of unearned premiums	11,884,453	10,820,832
Reinsurers' share of outstanding claims	(9,407,202)	(14,065,229)
Reinsurers' share of claims incurred but not reported	(1,580,811)	(7,390,534)
Deferred policy acquisition costs	(2,431,646)	(1,632,436)
Prepaid expenses and other assets	(4,638,778)	658,309
Accounts payable	(13,097,751)	3,370,591
Accrued and other liabilities	(4,659,885)	(11,301,889)
Reinsurers' balances payable	9,701,380	(23,264,726)
Unearned premiums	(4,049,186)	8,710,792
Unearned reinsurance commission income	1,836,015	2,270,598
Outstanding claims	16,982,723	18,001,947
Claims incurred but not reported	(824,460)	7,458,086
Additional premium reserves	(1,029,983)	(1,334,401)
Other technical reserves	421,677	946,396
Cash generated from operations	44,454,359	25,839,830
Surplus paid to policyholders	-	(1,710)
Zakat and income tax paid	(5,424,872)	(11,609,770)
End-of-service indemnities paid	(1,034,925)	(71,894)
Net cash generated from operating activities	37,994,562	14,156,456


The interim condensed financial statements appearing on pages 1 to 43 were approved by the Board of Directors of the Company and have been signed on their behalf by:



Emad Alkhateeb
Chief Financial Officer



Kamran Mazhar
Chief Executive Officer



Elkhareiji Abdulaziz
Board Member


The accompanying notes 1 to 23 form an integral part of these interim condensed financial statements.

CHUBB ARABIA COOPERATIVE INSURANCE COMPANY
(A SAUDI JOINT STOCK COMPANY)


INTERIM CONDENSED STATEMENT OF CASH FLOWS (CONTINUED) (UNAUDITED)
FOR THE SIX MONTH PERIOD ENDED 30 JUNE 2022
(All amounts expressed in Saudi Riyals unless otherwise stated)

	For the six month period ended 30 June	
	2022	2021
CASH FLOWS FROM INVESTING ACTIVITIES		
Purchase of investments held for trading	(9,672,610)	(7,331,787)
Proceeds from disposal of investments held for trading	14,406,204	6,940,101
Additions in term deposits - net	(105,652,451)	(45,188,223)
Proceeds from sale of property and equipment	-	4,000
Purchase of property and equipment	(222,201)	(123,009)
Purchase of intangible assets	(637,383)	(3,046,346)
Net cash used in investing activities	(101,778,441)	(48,745,264)
CASH FLOWS FROM FINANCING ACTIVITY		
Payment under lease obligations	-	(1,122,227)
Net cash used in financing activity	-	(1,122,227)
Net changes in cash and cash equivalents	(63,783,879)	(35,711,035)
Cash and cash equivalents at 1 January	186,043,885	135,793,642
CASH AND CASH EQUIVALENTS AT 30 JUNE	122,260,006	100,082,607

The interim condensed financial statements appearing on pages 1 to 43 were approved by the Board of Directors of the Company and have been signed on their behalf by:



Emad Alkhateeb
Chief Financial Officer



Kamran Mazhar
Chief Executive Officer



Elkhareiji Abdulaziz
Board Member

The accompanying notes 1 to 23 form an integral part of these interim condensed financial statements.

CHUBB ARABIA COOPERATIVE INSURANCE COMPANY
(A SAUDI JOINT STOCK COMPANY)

NOTES TO THE INTERIM CONDENSED FINANCIAL STATEMENTS
FOR THE THREE AND SIX MONTH PERIODS ENDED 30 JUNE 2022

(All amounts expressed in Saudi Riyals unless otherwise stated)

1. ORGANIZATION AND PRINCIPAL ACTIVITIES

Chubb Arabia Cooperative Insurance Company (“the Company”) is a Saudi Joint Stock Company registered on 28 Rajab 1430H (corresponding to 21 July 2009) under commercial registration number 2050066029 which was later amended to 2051043431 dated 9 Sha’aban 1431H (corresponding to 21 July 2010), issued in Al-Khobar, Kingdom of Saudi Arabia. The Company has been licensed to conduct cooperative insurance business in the Kingdom of Saudi Arabia under cooperative principles in accordance with Royal Decree number 60/M dated 18 Ramadan 1427H (corresponding to 11 October 2006), pursuant to Council of Ministers resolution number 233 dated 16 Ramadan 1427H (corresponding to 9 October 2006).

The activities of the Company are to transact cooperative insurance operations and all related activities in accordance with the Law on Supervision of Cooperative Insurance Companies and its implementing regulations in the Kingdom of Saudi Arabia. On 21 Dhul-Hijjah, 1430H (corresponding to 8 December 2009), the Company received the license from Saudi Central Bank (“SAMA”) to transact insurance business in the Kingdom of Saudi Arabia.

Surplus from insurance operations is distributed in accordance with the Implementing Regulations issued by SAMA, whereby the shareholders of the Company are to receive 90% of the annual surplus from insurance operations and the policyholders are to receive the remaining 10%. Any deficit arising on insurance operations is transferred to the shareholders’ operations in full.

2. ASSET PURCHASE AGREEMENT AND TRANSFER OF INSURANCE PORTFOLIO

The Company started its insurance operations on 1 February 2010. The Company acquired the insurance portfolio and the net assets of Ace Arabia Insurance Company BSC and International Insurance Company BSC with effect from 1 January 2009 as set forth in SAMA’s guidelines in this respect, following the approval on the transfer from the respective authorities in the year 2012.

3. BASIS OF PREPARATION

(a) Basis of presentation

The interim condensed financial statements of the Company as at and for the period ended 30 June 2022 have been prepared in accordance with International Accounting Standard 34 *Interim Financial Reporting* (“IAS 34”) as endorsed in the Kingdom of Saudi Arabia and other standards and pronouncements issued by the Saudi Organization for Chartered and Professional Accountants (“SOCPA”).

The Company’s statement of interim condensed financial position is not presented using a current/non-current classification. However, the following balances would generally be classified as non-current: available for sale investments, right-of-use assets, property and equipment, intangible asset, goodwill, statutory deposit, accrued income on statutory deposit, provision for end-of-service indemnities, lease liabilities, certain engineering related unearned premiums, reinsurance share of unearned premiums, reinsurance unearned commission, deferred policy acquisition cost and accrued commission income payable to SAMA. All other financial statement line items would generally be classified as current unless, stated otherwise.

As required by the Saudi Arabian Insurance Regulations, the Company maintains separate books of accounts for Insurance Operations and Shareholders’ Operations and presents the financial information accordingly. Assets, liabilities, revenues and expenses clearly attributable to either activity are recorded in the respective accounts. The basis of allocation of expenses from joint operations is determined and approved by the management and the Board of Directors.

CHUBB ARABIA COOPERATIVE INSURANCE COMPANY
(A SAUDI JOINT STOCK COMPANY)

**NOTES TO THE INTERIM CONDENSED FINANCIAL STATEMENTS
FOR THE THREE AND SIX MONTH PERIODS ENDED 30 JUNE 2022**

(All amounts expressed in Saudi Riyals unless otherwise stated)

3. BASIS OF PREPARATION (CONTINUED)

(a) Basis of presentation (continued)

The interim condensed statement of financial position, interim condensed statements of income, comprehensive income and cash flows of the insurance operations and shareholders' operations which are presented in note 21 of the financial statements have been provided only as supplementary financial information and to comply with the requirements of the guidelines issued by SAMA implementing regulations. SAMA implementing regulations require the clear segregation of the assets, liabilities, income and expenses of the insurance operations and the shareholders' operations. Accordingly, the interim condensed statements of financial position, statements of income, comprehensive income and cash flows prepared for the insurance operations and shareholders operations as referred to above, reflect only the assets, liabilities, income, expenses and comprehensive gains or losses of the respective operations.

In preparing the Company-level financial statements in compliance with IFRS, the balances and transactions of the insurance operations are amalgamated and combined with those of the shareholders' operations. Interoperation balances, transactions and unrealised gains or losses, if any, are eliminated in full during amalgamation. The accounting policies adopted for the insurance operations and shareholders' operations are uniform for like transactions and events in similar circumstances.

The interim condensed financial statements do not include all of the information required for full annual financial statements and should be read in conjunction with the annual financial statements as of and for the year ended 31 December 2021. The interim condensed financial statements may not be considered indicative of the expected results for the full year.

Amounts in these interim condensed financial statements are expressed in Saudi Arabian Riyals ("SR") which is the Company's functional and presentation currency. Figures have been rounded off to the nearest Riyal, unless otherwise stated.

(b) Seasonality of operations

There are no seasonal changes that might affect insurance operations of the Company.

(c) Critical accounting judgements estimates and assumptions

The preparation of interim condensed financial statements requires management to make judgements, estimates and assumptions that affect the application of accounting policies and the reported amounts of assets and liabilities, income and expense. Although these estimates and judgments are based on management's best knowledge of current events and actions, actual results ultimately may differ from those estimates.

Estimates and judgments are continually evaluated and based on historical experience and other factors, including expectations of future events that are believed to be reasonable under the circumstances.

In preparing these interim condensed financial statements, the significant judgements made by the management in applying the Company's accounting policies and the key sources of estimation uncertainty were the same as those that applied to the financial statements for the year ended 31 December 2021. There is no change in the following key accounting judgements and estimates from 31 December 2021:

CHUBB ARABIA COOPERATIVE INSURANCE COMPANY
(A SAUDI JOINT STOCK COMPANY)

NOTES TO THE INTERIM CONDENSED FINANCIAL STATEMENTS
FOR THE THREE AND SIX MONTH PERIODS ENDED 30 JUNE 2022

(All amounts expressed in Saudi Riyals unless otherwise stated)

4. SIGNIFICANT ACCOUNTING POLICIES

The significant accounting and risk management policies, estimates and assumptions used in the preparation of these interim condensed financial statements are consistent with those used in the preparation of the annual financial statements for the year ended 31 December 2021.

4.1 Standards issued but not yet effective

The Company has chosen not to early adopt the following new standards which have been issued but not yet effective for the Company's accounting year beginning on January 1, 2022 and is currently assessing their impact:

Amendments to standard	Description	Effective for annual years beginning on or after
IAS 1	Classification of Liabilities as Current or Non-current,	1 January 2024
IAS 8	Amendments regarding the definition of accounting estimates	1 January 2023
IAS 12	Amendments regarding deferred tax on leases and decommissioning obligations	1 January 2023
IFRS 9	Financial instrument	See below
IFRS 17	Insurance contracts	See below

i) IFRS 9 Financial Instruments

This standard was published on 24 July 2014 to replace IAS 39. The new standard addresses the following items related to financial instruments:

Classification and measurement

IFRS 9 uses a single approach to determine whether a financial asset is measured at amortized cost, fair value through other comprehensive income or fair value through profit or loss. A financial asset is measured at amortized cost if both:

- i) the asset is held within a business model whose objective is to hold assets in order to collect contractual cash flows and;
- ii) the contractual terms of the financial asset give rise on specified dates to cash flows that are solely payments of principal and interest on the principal amount outstanding ("SPPI").

The financial asset is measured at fair value through other comprehensive income and realized gains or losses would be recycled through interim condensed statement of income upon sale, if both conditions are met:

- i) the asset is held within a business model whose objective is to hold assets in order to collect contractual cash flows and for sale and;
- ii) the contractual terms of cash flows are SPPI.

Assets not meeting either of these categories are measured at fair value through profit or loss. Additionally, at initial recognition, an entity can use the option to designate a financial asset at fair value through statement of income if doing so eliminates or significantly reduces an accounting mismatch. For equity instruments that are not held for trading, an entity can also make an irrevocable election to present in other comprehensive income subsequent changes in the fair value of the instruments (including realized gains and losses), dividends being recognized in interim condensed statement of income.

Additionally, for financial liabilities that are designated as at fair value through profit or loss, the amount of change in the fair value of the financial liability that is attributable to changes in the credit risk of that liability is recognized in other comprehensive income, unless the recognition of the effects of changes in the liability's credit risk in other comprehensive income would create or enlarge an accounting mismatch in interim condensed statement of income.

CHUBB ARABIA COOPERATIVE INSURANCE COMPANY
(A SAUDI JOINT STOCK COMPANY)

NOTES TO THE INTERIM CONDENSED FINANCIAL STATEMENTS
FOR THE THREE AND SIX MONTH PERIODS ENDED 30 JUNE 2022

(All amounts expressed in Saudi Riyals unless otherwise stated)

4. SIGNIFICANT ACCOUNTING POLICIES (CONTINUED)

4.1 Standards issued but not yet effective (continued)

i) IFRS 9 Financial Instruments (continued)

Impairment

The impairment model under IFRS 9 reflects expected credit losses, as opposed to incurred credit losses under IAS 39. Under the IFRS 9 approach, it is no longer necessary for a credit event to have occurred before credit losses are recognized. Instead, an entity always accounts for expected credit losses and changes in those expected credit losses. The amount of expected credit losses is updated at each reporting date to reflect changes in credit risk since initial recognition.

Hedge accounting

IFRS 9 introduces new requirements for hedge accounting that align hedge accounting more closely with Risk Management. The requirements establish a more principles-based approach to the general hedge accounting model. The amendments apply to all hedge accounting with the exception of portfolio fair value hedges of interest rate risk (commonly referred to as “fair value macro hedges”). For these, an entity may continue to apply the hedge accounting requirements currently in IAS 39. This exception was granted largely because the IASB is addressing macro hedge accounting as a separate project.

Effective date

The published effective date of IFRS 9 was 1 January 2018. However, amendments to IFRS 4 – Insurance Contracts: Applying IFRS 9 – Financial Instruments with IFRS 4 – Insurance Contracts, published on 12 September 2016, changes the existing IFRS 4 to allow entities issuing insurance contracts within the scope of IFRS 4 to mitigate certain effects of applying IFRS 9 before the IASB’s new insurance contract standard (IFRS 17 – Insurance Contracts) becomes effective. The amendments introduce two alternative options:

- 1) apply a temporary exemption from implementing IFRS 9 until the earlier of:
 - a) the effective date of a new insurance contract standard; or
 - b) annual reporting periods beginning on or after 1 January 2023. On 17 March 2021, the International Accounting Standards Board (“IASB”) decided to extend the effective date of IFRS 17 and the IFRS 9 temporary exemption in IFRS 4 from 1 January 2022 to 1 January 2023. Additional disclosures related to financial assets are required during the deferral period. This option is only available to entities whose activities are predominately connected with insurance and have not applied IFRS 9 previously; or;
- 2) adopt IFRS 9 but, for designated financial assets, remove from interim condensed statement of income the effects of some of the accounting mismatches that may occur before the new insurance contract standard is implemented. During the interim period, additional disclosures are required.

The company is eligible and has chosen to apply temporary exemption under IFRS 9.

CHUBB ARABIA COOPERATIVE INSURANCE COMPANY
(A SAUDI JOINT STOCK COMPANY)

NOTES TO THE INTERIM CONDENSED FINANCIAL STATEMENTS
FOR THE THREE AND SIX MONTH PERIODS ENDED 30 JUNE 2022

(All amounts expressed in Saudi Riyals unless otherwise stated)

4. SIGNIFICANT ACCOUNTING POLICIES (CONTINUED)

4.1 Standards issued but not yet effective (continued)

i) IFRS 9 Financial Instruments (continued)

The Company has performed a detailed assessment beginning January 1, 2018: (1) The carrying amount of the Company's liabilities arising from contracts within the scope of IFRS 4 (including deposit components or embedded derivatives unbundled from insurance contracts) were compared to the total carrying amount of all its liabilities; and (2) the total carrying amount of the company's liabilities connected with insurance were compared to the total carrying amount of all its liabilities. The Company's total liabilities were SAR 409.8 million and liabilities connected with insurance in the statement of financial position primarily included the liabilities arising in the course of writing insurance business and were valued at SAR 327.9 million. Based on these assessments the Company determined that it is eligible for the temporary exemption. Consequently, the Company has decided to defer the implementation of IFRS 9 until the effective date of the new insurance contracts standard. Disclosures related to financial assets required during the deferral period are included in the Company's financial statements.

As at 30 June 2022, the Company has total financial assets and insurance related assets amounting to SAR 606.3 million (31 December 2021: SAR 592.7 million) and SAR 322.2 million (31 December 2021: SAR 357.2 million), respectively. Currently, financial assets held at amortized cost consist of loans and receivable (cash and cash equivalents, terms deposit, premiums and reinsurance balances receivable and certain other receivables) amounting to SAR 511 million (31 December 2021: SAR 488.6 million). Financial assets held at amortized cost are expected to meet the SPPI test as required by IFRS 9 and the Company expects to measure such assets at amortized cost. Financial assets consist of available for sale investment amounting to SAR 1.9 million (31 December 2021: SAR 1.9 million), the Company expect to use the FVOCI classification of financial assets based on the business model of the Company for these strategic nature of equity investments. Investments in bonds and sukuk and equity instruments, currently, held for trading are expected to be classified at FVTPL.

The Company's financial assets have low credit risk as at 30 June 2022 and 31 December 2021. The above is based on high-level impact assessment of IFRS 9. This preliminary assessment is based on currently available information and may be subject to changes arising from further detailed analyses or additional reasonable and supportable information being made available to the Company in the future. Overall, the Company expects some effect of applying the impairment requirements of IFRS 9: However, the impact of the same is not expected to be significant.

At present it is not possible to provide reasonable estimate of the effects of application of this new standard as the Company is yet to perform a detailed review.

ii) IFRS 17 Insurance Contracts

Overview

This standard was published on 18 May 2017, it establishes the principles for the recognition, measurement, presentation and disclosure of insurance contracts and supersedes IFRS 4 – Insurance contracts.

The new standard applies to insurance contracts issued, to all reinsurance contracts and to investment contracts with discretionary participating features provided the entity also issues insurance contracts. It requires to separate the following components from insurance contracts:

- i) embedded derivatives, if they meet certain specified criteria;
- ii) distinct investment components; and
- iii) any promise to transfer distinct goods or non-insurance services.

These components should be accounted for separately in accordance with the related standards (IFRS 9 and IFRS 15).

CHUBB ARABIA COOPERATIVE INSURANCE COMPANY
(A SAUDI JOINT STOCK COMPANY)

NOTES TO THE INTERIM CONDENSED FINANCIAL STATEMENTS
FOR THE THREE AND SIX MONTH PERIODS ENDED 30 JUNE 2022

(All amounts expressed in Saudi Riyals unless otherwise stated)

4. SIGNIFICANT ACCOUNTING POLICIES (CONTINUED)

4.1 Standards issued but not yet effective (continued)

ii) IFRS 17 Insurance Contracts (continued)

Measurement

In contrast to the requirements in IFRS 4, which permitted insurers to continue to use the accounting policies for measurement purposes that existed prior to January 2015, IFRS 17 provides the following different measurement models:

The General Measurement Model (GMM) is based on the following “building blocks”:

- a) the fulfilment cash flows (FCF), which comprise:
 - probability-weighted estimates of future cash flows,
 - an adjustment to reflect the time value of money (i.e. discounting) and the financial risks associated with those future cash flows,
 - and a risk adjustment for non-financial risk;
- b) the Contractual Service Margin (CSM). The CSM represents the unearned profit for a group of insurance contracts and will be recognized as the entity provides services in the future. The CSM cannot be negative at inception; any net negative amount of the fulfilment cash flows at inception will be recorded in profit or loss immediately.

At the end of each subsequent reporting period the carrying amount of a group of insurance contracts is remeasured to be the sum of:

- the liability for remaining coverage, which comprises the FCF related to future services and the CSM of the group at that date; and
- the liability for incurred claims, which is measured as the FCF related to past services allocated to the group at that date.

The CSM is adjusted subsequently for changes in cash flows related to future services but the CSM cannot be negative, so changes in future cash flows that are greater than the remaining CSM are recognized in interim condensed statement of income.

Interest is also accreted on the CSM at rates locked in at initial recognition of a contract (i.e. discount rate used at inception to determine the present value of the estimated cash flows). Moreover, the CSM will be released into interim condensed statement of income based on coverage units, reflecting the quantity of the benefits provided and the expected coverage duration of the remaining contracts in the group.

The Variable Fee Approach (VFA) is a mandatory model for measuring contracts with direct participation features (also referred to as ‘direct participating contracts’). This assessment of whether the contract meets these criteria is made at inception of the contract and not reassessed subsequently. For these contracts, the CSM is also adjusted for in addition to adjustment under general model;

- i) the entity’s share of the changes in the fair value of underlying items;
- ii) the effect of changes in the time value of money and in financial risks not relating to the underlying items.
In addition, a simplified Premium Allocation Approach (PAA) is permitted for the measurement of the liability for remaining coverage if it provides a measurement that is not materially different from the General Measurement Model for the group of contracts or if the coverage period for each contract in the group is one year or less. With the PAA, the liability for remaining coverage corresponds to premiums received at initial recognition less insurance acquisition cash flows. The General Measurement Model remains applicable for the measurement of the liability for incurred claims. However, the entity is not required to adjust future cash flows for the time value of money and the effect of financial risk if those cash flows are expected to be paid/received in one year or less from the date the claims are incurred.

CHUBB ARABIA COOPERATIVE INSURANCE COMPANY
(A SAUDI JOINT STOCK COMPANY)

**NOTES TO THE INTERIM CONDENSED FINANCIAL STATEMENTS
FOR THE THREE AND SIX MONTH PERIODS ENDED 30 JUNE 2022**

(All amounts expressed in Saudi Riyals unless otherwise stated)

4. SIGNIFICANT ACCOUNTING POLICIES (CONTINUED)

4.1 Standards issued but not yet effective (continued)

ii) IFRS 17 Insurance Contracts (continued)

Effective date

The effective date of IFRS 17 is currently 1 January 2023 and will supersede IFRS 4 “Insurance Contracts”. Earlier adoption is permitted if both IFRS 15 “Revenue from Contracts with Customers” and IFRS 9 “Financial Instruments” have also been applied. The Company expects a material impact on measurement and disclosure of insurance and reinsurance that will affect both the interim condensed statement of income and the interim condensed statement of financial position. The Company has decided not to early adopt this new standard.

Transition

Retrospective application is required. However, if full retrospective application for a group of insurance contracts is impracticable, then the entity is required to choose either a modified retrospective approach or a fair value approach.

Impact assessment:

Presentation and Disclosures

The Company expects that the new standard will result in a change to the accounting policies for insurance contracts together with amendments to presentation and disclosures.

Impact

The Company has performed an operational gap assessment which has focused on the impact of IFRS 17 across data, systems, processes and people. The Company is currently assessing the impact of the application and implementation of IFRS 17. As of the date of the publication of these interim condensed financial statements, the financial impact of adopting the standard has yet to be fully assessed by the Company.

Impact Area	Summary of Impact
Financial Impact	<p>Based on the initial assessment, the majority of Company’s products (which provide cover for annual periods or less) are expected to be measured using the simplified approach (PAA) which requires less changes to the existing approach under IFRS 4.</p> <p>As a result, the financial impact of measuring contracts under IFRS 17 is not expected to be significant.</p>
Data Impact	<p>Where the GMM is applied to measure the Liability for Remaining Coverage, additional data to inform the assumptions made will be required to generate cash-flow models.</p> <p>Yield curves and other financial market information will also be required to determine suitable discount rates and the credit risk of reinsurers.</p>

CHUBB ARABIA COOPERATIVE INSURANCE COMPANY
(A SAUDI JOINT STOCK COMPANY)

**NOTES TO THE INTERIM CONDENSED FINANCIAL STATEMENTS
FOR THE THREE AND SIX MONTH PERIODS ENDED 30 JUNE 2022**

(All amounts expressed in Saudi Riyals unless otherwise stated)

4. SIGNIFICANT ACCOUNTING POLICIES (CONTINUED)

4.1 Standards issued but not yet effective (continued)

ii) IFRS 17 Insurance Contracts (continued)

Impact Area	Summary of Impact
IT Systems	Cash-flow models will be required to cater for the calculation of the Liability for Remaining Coverage. In addition, model development will be required to allow for the calculation, updating and amortization of the Contractual Service Margin. Amendments will also be required to the current chart of accounts and reporting disclosures.
Process Impact	A process will need to be established to assess the expected profitability of contracts issued, at the issuing date. Cost allocation processes will need refinement to ensure directly attributable costs are identified according to the requirements of IFRS 17 and are then used as part of cash flow projections. The financial statement close process will also require changes to allow for more frequent interaction between the finance and actuarial teams.
Impact on RI Arrangements	IFRS 17 is not expected to significantly impact the structure of the reinsurance arrangements currently in place for the Company. It is however expected that further insight into the expected (and subsequently actual) performance of reinsurance treaties will be derived under IFRS 17.
Impact on Policies & Control Frameworks	Various decisions need to be made and policies drafted which cover the below (amongst other items): <ul style="list-style-type: none"> • Allocating directly attributable expenses • Onerous contract identification and measurement • Risk adjustment

The Company is currently assessing the impact of the application and implementation of IFRS 17 and has completed the Design phase on 31 March 2021. This will be followed by the implementation phase, which will involve refinement of phase 3 design decisions, implementing changes to the accounting, actuarial modelling, processes and controls, data and systems, and performing user acceptance testing, dry runs, parallel runs and transition calculation to get the Company compliant with IFRS 17 by 1 January 2023. As of the date of the publication of these interim condensed financial statements, the Company has submitted Phase 3 Implementation plan to SAMA.

CHUBB ARABIA COOPERATIVE INSURANCE COMPANY
(A SAUDI JOINT STOCK COMPANY)

**NOTES TO THE INTERIM CONDENSED FINANCIAL STATEMENTS
FOR THE THREE AND SIX MONTH PERIODS ENDED 30 JUNE 2022**

(All amounts expressed in Saudi Riyals unless otherwise stated)

5. CASH AND CASH EQUIVALENTS

	Insurance operations	
	30 June 2022	31 December 2021
	(Unaudited)	(Audited)
Cash in hand	20,000	-
Cash at banks		
- Current accounts	44,125,146	11,555,000
- Time deposits	-	25,712,250
Total	44,145,146	37,267,250
	Shareholders' operations	
	30 June 2022	31 December 2021
	(Unaudited)	(Audited)
Cash at banks		
- Current accounts	9,907,870	2,667,046
- Time deposits	68,206,990	146,109,589
Total	78,114,860	148,776,635
Total cash and cash equivalents	122,260,006	186,043,885

Deposits are placed with local banks with original maturities of less than three months and earn financial income at rates ranging from 1.80% to 2.98% per annum (31 December 2021: 0.7 % to 1.35% per annum). Bank balances are placed with counterparties with sound credit ratings.

6. PREMIUMS AND REINSURANCE BALANCES RECEIVABLE, NET

	Insurance operations	
	30 June 2022	31 December 2021
	(Unaudited)	(Audited)
Policyholders	41,566,611	25,332,322
Brokers and agents	81,087,526	118,661,510
Receivables from insurance and reinsurance companies	2,290,082	4,422,305
Premiums and reinsurance receivables from related parties (note 9)	7,615	11,728,710
	124,951,834	160,144,847
Less: allowance for impairment of doubtful debts	(9,808,012)	(8,561,683)
Premium and reinsurance account receivable, net	115,143,822	151,583,164
Movement in provision for impairment of doubtful receivables		
	30 June 2022	31 December 2021
	(Unaudited)	(Audited)
Balance at 1 January	8,561,683	9,351,081
Allowance / (reversal) for impairment of doubtful debts for the period / year	1,246,329	(789,398)
Closing balance	9,808,012	8,561,683

CHUBB ARABIA COOPERATIVE INSURANCE COMPANY
(A SAUDI JOINT STOCK COMPANY)

**NOTES TO THE INTERIM CONDENSED FINANCIAL STATEMENTS
FOR THE THREE AND SIX MONTH PERIODS ENDED 30 JUNE 2022**

(All amounts expressed in Saudi Riyals unless otherwise stated)

7. INVESTMENTS

	Insurance operations	
	30 June 2022	31 December 2021
	(Unaudited)	(Audited)
Investments held for trading	36,698,125	39,755,154
Total	36,698,125	39,755,154
	Shareholders' operations	
	30 June 2022	31 December 2021
	(Unaudited)	(Audited)
Investments held for trading	56,707,721	62,395,524
Investments available for sale *	1,932,078	1,932,078
Total	58,639,799	64,327,602
Total investments held for trading	93,405,846	102,150,678
Total investments available for sale*	1,932,078	1,932,078
Total investments	95,337,924	104,082,756

*This represents an investment in respect of the Company's shareholding in Najm for Insurance Services which provides loss determination services for motor class. This investment has been carried at cost in the absence of an active market or other means of reliably measuring its fair value. There has been no movement in this investment between the period ended 30 June 2022 and during the year ended 31 December 2021. During the period, the Company has received 497,347 bonus shares based on shareholders' approval.

a) Category wise analysis is as follows:

<u>Insurance Operations</u>	Domestic		International		Total	
	30 June 2022	31 December 2021	30 June 2022	31 December 2021	30 June 2022	31 December 2021
	(Unaudited)	(Audited)	(Unaudited)	(Audited)	(Unaudited)	(Audited)
Sukuk and bonds	17,127,934	20,014,283	9,575,111	9,146,135	26,703,045	29,160,418
Equity securities	9,995,080	10,594,736	-	-	9,995,080	10,594,736
Total	27,123,014	30,609,019	9,575,111	9,146,135	36,698,125	39,755,154
	Domestic		International		Total	
	30 June 2022	31 December 2021	30 June 2022	31 December 2021	30 June 2022	31 December 2021
	(Unaudited)	(Audited)	(Unaudited)	(Audited)	(Unaudited)	(Audited)
Sukuk and bonds	29,599,116	33,703,928	12,421,468	11,864,972	42,020,584	45,568,900
Equity securities	16,619,215	18,758,702	-	-	16,619,215	18,758,702
Total	46,218,331	52,462,630	12,421,468	11,864,972	58,639,799	64,327,602

CHUBB ARABIA COOPERATIVE INSURANCE COMPANY
(A SAUDI JOINT STOCK COMPANY)

**NOTES TO THE INTERIM CONDENSED FINANCIAL STATEMENTS
FOR THE THREE AND SIX MONTH PERIODS ENDED 30 JUNE 2022**

(All amounts expressed in Saudi Riyals unless otherwise stated)

7. INVESTMENTS (CONTINUED)

Movement in the investment held for trading balance is as follows

	Insurance operations		Shareholders' operations	
	30 June 2022 (Unaudited)	31 December 2021 (Audited)	30 June 2022 (Unaudited)	31 December 2021 (Audited)
At the beginning of the period / year	39,755,154	40,105,314	62,395,524	61,536,115
Purchase during the period / year	5,585,488	8,405,791	4,087,122	12,145,756
Disposals during the period / year	(6,271,020)	(7,915,357)	(8,135,184)	(10,268,326)
Unrealised losses	(2,306,618)	(843,695)	(1,603,787)	(1,022,019)
Realised (losses) gains	(64,879)	3,101	(35,954)	3,998
At the end of the period / year	<u>36,698,125</u>	<u>39,755,154</u>	<u>56,707,721</u>	<u>62,395,524</u>

8. GOODWILL

The Company entered into a purchase agreement whereby it has purchased the insurance business operations in the Kingdom of Saudi Arabia of Ace Arabia Insurance Company BSC and International Insurance Company BSC. The purchase price was based on a valuation study conducted in accordance with the due diligence and valuation guidelines issued by SAMA and the value of goodwill was estimated at SR 43.77 million.

9. RELATED PARTY TRANSACTIONS AND BALANCES

Related parties represent shareholders, companies related to shareholders ("affiliates") and key management personnel and the entities controlled, jointly controlled or significantly influenced by such parties. Pricing policies and terms of these transactions are approved by the Company's management and Board of Directors. The following are the details of major related parties' transactions during the period and the related balances at the end of the period / year:

<i>Related parties</i>	<i>Nature of transactions</i>	For the six month period ended 30 June	
		2022	2021
		(Unaudited)	
Affiliates	Gross written premiums	550,512	381,643
	Rent	742,825	737,381
	Claim expenses	1,602,289	1,419,956
Board of Directors	Remuneration	712,500	712,500
	Meeting fee and expenses	843,000	724,000
Shareholders	Reinsurance premiums ceded	29,584,922	31,089,546
	Reinsurers' share of gross claims	1,781,872	2,450,876
	Reinsurance commission income	5,455,197	5,030,198

The following are the details of related parties' balances as at:

<i>Nature</i>	<i>Relationship</i>	30 June 2022 (Unaudited)	31 December 2021 (Audited)
Premiums and reinsurance receivables	Affiliates	7,615	11,728,710
Reinsurers' balances payable	Affiliates	24,898,597	12,989,029

CHUBB ARABIA COOPERATIVE INSURANCE COMPANY
(A SAUDI JOINT STOCK COMPANY)

**NOTES TO THE INTERIM CONDENSED FINANCIAL STATEMENTS
FOR THE THREE AND SIX MONTH PERIODS ENDED 30 JUNE 2022**

(All amounts expressed in Saudi Riyals unless otherwise stated)

9. RELATED PARTY TRANSACTIONS AND BALANCES (CONTINUED)

Remuneration and compensation of BOD Members and Executives

Key management personnel of the Company includes all directors, executive and non-executive, and senior management. The following table shows the salaries, remuneration and allowances obtained by the Board members and key management personnel for the period ended 30 June 2022 and 2021:

<u>Period-ended 30 June 2022</u>	<u>BOD members (Executives) (Unaudited)</u>	<u>BOD members (Non- Executive) (Unaudited)</u>	<u>Key management (Unaudited)</u>
Salaries and compensation	-	-	2,270,555
End of service indemnities	-	-	170,895
Travel expenses	-	216,256	-
Annual remuneration and meeting fees	163,750	1,391,750	-
Total	<u>163,750</u>	<u>1,608,006</u>	<u>2,441,450</u>
<u>Period-ended 30 June 2021</u>	<u>BOD members (Executives) (Unaudited)</u>	<u>BOD members (Non- Executive) (Unaudited)</u>	<u>Key management (Unaudited)</u>
Salaries and compensation	-	-	2,298,041
End of service indemnities	-	-	196,084
Annual remuneration and meeting fees	162,500	1,274,000	-
Total	<u>162,500</u>	<u>1,274,000</u>	<u>2,494,125</u>

10. REINSURERS' BALANCES PAYABLE

	<u>30 June 2022 (Unaudited)</u>	<u>31 December 2021 (Audited)</u>
Related parties (note 9)	24,898,597	12,989,029
Others	69,847,280	72,055,468
	<u>94,745,877</u>	<u>85,044,497</u>

11. STATUTORY DEPOSIT

The statutory deposit represents 10% of the paid-up share capital, which is maintained in accordance with the Law on Supervision of Cooperative Insurance Companies in the Kingdom of Saudi Arabia. SAMA is entitled to the earnings of this statutory deposit and it cannot be withdrawn without its consent.

In accordance with the instruction received from the Saudi Central Bank (SAMA) vide their circular dated 1 March 2016, the Company has disclosed the commission due on statutory deposit as at 30 June 2022 as an asset and a liability in these interim condensed financial statements.

CHUBB ARABIA COOPERATIVE INSURANCE COMPANY
(A SAUDI JOINT STOCK COMPANY)

**NOTES TO THE INTERIM CONDENSED FINANCIAL STATEMENTS
FOR THE THREE AND SIX MONTH PERIODS ENDED 30 JUNE 2022**

(All amounts expressed in Saudi Riyals unless otherwise stated)

12. SHARE CAPITAL

The authorised, issued and paid-up share capital is SR 300 million at 30 June 2022 consisting of 30 million shares (31 December 2021: SR 300 million consisting of 30 million shares) of SR 10 each.

Shareholding structure of the Company as at 30 June 2022 and 31 December 2021 are as below:

Shareholder	Country	Shareholding percentage	
		(Unaudited) 30 June 2022	(Audited) 31 December 2021
Chubb International Holding Co.	USA	30	30
El-Khereiji Investment Company	Saudi Arabia	25	20
El-Khereiji Real Estate	Saudi Arabia	-	5
International Corporation for Trade and Contract Services	Saudi Arabia	5	5
General Public	Saudi Arabia	40	40
		100	100

In 2021, the share capital of the Company was increased from SR 200 million to SR 300 million by way of issuance of bonus shares by granting one share for every two shares owned which was approved by shareholders in Extra Ordinary General Assembly meeting held on 14 July 2021 corresponding to 4 Dul Hijjah 1442H. The increase in share capital was funded by capitalizing of SR 100 million from the retained earnings. The legal formalities were completed in the same year.

13. COMMITMENTS AND CONTINGENCIES

Legal proceedings

The Company operates in the insurance industry and is subject to legal proceedings in the normal course of business relating to policyholder's insurance claims. While it is not practicable to forecast or determine the final results of all pending or threatened legal proceedings, management does not believe that such proceedings (including litigations) will have a material impact on the Company's results or financial position.

	30 June 2022	31 December 2021
	(Unaudited)	(Audited)
Letter of guarantees	9,500,821	9,500,821

14. ZAKAT AND INCOME TAX

(a) Income tax has been provided for based on the estimated taxable profit at the rate of 20% per annum for foreign shareholders.

Movement in the provision for zakat and income tax during the period / year

	30 June 2022	31 December 2021
	(Unaudited)	(Audited)
At the beginning of the period / year	19,305,244	19,536,736
Zakat charge for the period / year	1,051,398	5,638,068
Tax (reversal) / charge for the period / year	(13,248)	735,297
Paid during the period / year	(5,424,872)	(6,604,857)
At the end of the period / year	14,918,522	19,305,244

CHUBB ARABIA COOPERATIVE INSURANCE COMPANY

(A SAUDI JOINT STOCK COMPANY)

NOTES TO THE INTERIM CONDENSED FINANCIAL STATEMENTS FOR THE THREE AND SIX MONTH PERIODS ENDED 30 JUNE 2022

(All amounts expressed in Saudi Riyals unless otherwise stated)

14. ZAKAT AND INCOME TAX (CONTINUED)

(b) Shareholding subject to zakat and income tax

The following is the founding shareholding percentage:

	30 June 2022	31 December 2021
	%	%
Shareholding subject to zakat	70	70
Shareholding subject to income tax	30	30

(c) Status of assessments

In 2015, the ZATCA raised final assessments for the years ended 31 December 2009 to 2012 and claimed additional zakat and income tax liability including withholding tax amounting to SAR 13.79 million. The management has filed an appeal against these assessments and believes that the outcome of this appeal will be in the favor of the Company. However, the Company has paid SAR 14.9 million (including delay penalties and withholding tax) and also furnished a bank guarantee of SAR 3.3 million in favor of ZATCA to avoid any further delay penalties until the appeal against the assessments is finalized. In 2021, the Company has received final decision from General Secretariat of Tax Committees (GSTC) – Appellate Committee with settlement amount of SR 12.78 million (SR 3.4 million refundable against income tax and WHT from the additional amount of SR 14.9 million paid and SR 1.2 million payable against additional zakat). During the period, the Company had paid an additional zakat liability of SR 1.2 million. Based on it, the Company has filed a settlement letter with ZATCA and waiting their concurrence to it.

The Company has also received a provisional assessment for the years 2013 to 2015 where ZATCA had requested for an additional zakat and income tax liability of SAR 6.2 million. The management has also filed an appeal against this assessment. However, the Company has submitted an additional bank guarantee amounting to SAR 6.2 million to cover the full additional liability and to avoid delay penalties.

Furthermore, in 2020, the ZATCA raised final assessments for the years ended 31 December 2016 to 2018 and assessed additional zakat and income tax liability amounting to SAR 10.6 million. The management filed an appeal with the ZATCA and the ZATCA issued a revised assessment with the additional zakat and income tax liability amounting to SR 8.5 million. Subsequently, based on the appeal filed by the Company against the revised assessments, the Tax violation and Dispute Resolution Committee (TVDRC) partially accepted the Company's contentions, cancelled the additional tax liability, and reduced the additional zakat liability to SR 7.1 million. The Company has filed appeal against TVDRC's unfavorable rulings with the Tax Violation and Dispute Appellate Committee (TVDAC). The management believes that the outcome of these appeal will be in the favor of the Company.

The ZATCA in 2020 also raised a Withholding tax assessment for the years 2016 and 2017 amounting to SR 6.8 million. The Company filed an appeal against the above-mentioned assessment which has been rejected by TVDRC. The Company is in the process of filing appeal with TVDAC against the TVDRC decision. Additionally, in March 2021, the Company settled the additional WHT liability amounting to SR 6.8 million under the tax amnesty scheme of waiving the delay fine if the principal amount is paid. The company will request a refund of this amount after favorable outcome of the case.

Furthermore, during the year 2021, ZATCA has raised assessment for the years 2019 and 2020 with additional tax and zakat liability of SR 7.3 million. The management filed appeal with TVDRC against the assessment and believes that the outcome of the appeal will be in the favor of the Company.

The Company has filed zakat and tax returns up to year ended 31 December 2021.

CHUBB ARABIA COOPERATIVE INSURANCE COMPANY

(A SAUDI JOINT STOCK COMPANY)

**NOTES TO THE INTERIM CONDENSED FINANCIAL STATEMENTS
FOR THE THREE AND SIX MONTH PERIODS ENDED 30 JUNE 2022**

(All amounts expressed in Saudi Riyals unless otherwise stated)

15. SURPLUS DISTRIBUTION PAYABLE

	30 June 2022	31 December 2021
	(Unaudited)	(Audited)
Opening surplus distribution payable	2,180,026	5,005,180
Total income attributed to the insurance operations	564,616	1,781,366
Surplus paid to policy holders	-	(4,606,520)
Closing surplus distribution payable	2,744,642	2,180,026

16. GROSS PREMIUMS WRITTEN**Gross Premiums Written - For the three month period 30 June 2022-(unaudited)**

Class	Individual	Very small	Small	Medium	Corporate	Total
Motor	2,487,164	427,512	432,318	900,105	6,029,755	10,276,854
Saving and protection (term life)	-	-	57,808	7,298	1,637,762	1,702,868
Property, casualty and others	43,420	776,238	2,704,746	978,039	39,823,698	44,326,141
Total	2,530,584	1,203,750	3,194,872	1,885,442	47,491,215	56,305,863

Gross Premiums Written - For the three month period 30 June 2021-(unaudited)

Class	Individual	Very small	Small	Medium	Corporate	Total
Motor	2,766,484	357,103	646,677	1,023,489	6,478,918	11,272,671
Saving and protection (term life)	-	-	69,753	3,844	687,318	760,915
Property, casualty and others	58,804	929,121	2,062,664	1,348,359	40,893,415	45,292,363
Total	2,825,288	1,286,224	2,779,094	2,375,692	48,059,651	57,325,949

Gross Premiums Written - For the six month period 30 June 2022-(unaudited)

Class	Individual	Very small	Small	Medium	Corporate	Total
Motor	5,943,950	821,826	812,630	4,770,483	20,008,264	32,357,153
Saving and protection (term life)	-	-	102,193	417,923	4,180,063	4,700,179
Property, casualty and others	227,725	1,193,100	4,591,574	3,303,161	97,788,685	107,104,245
Total	6,171,675	2,014,926	5,506,397	8,491,567	121,977,012	144,161,577

Gross Premiums Written - For the six month period 30 June 2021-(unaudited)

Class	Individual	Very small	Small	Medium	Corporate	Total
Motor	6,145,466	780,556	1,352,790	5,000,056	31,049,375	44,328,243
Saving and protection (term life)	-	-	98,182	605,276	2,550,815	3,254,273
Property, casualty and others	250,021	1,065,674	3,604,057	4,438,556	92,225,211	101,583,519
Total	6,395,487	1,846,230	5,055,029	10,043,888	125,825,401	149,166,035

CHUBB ARABIA COOPERATIVE INSURANCE COMPANY

(A SAUDI JOINT STOCK COMPANY)

NOTES TO THE INTERIM CONDENSED FINANCIAL STATEMENTS**FOR THE THREE AND SIX MONTH PERIODS ENDED 30 JUNE 2022**

(All amounts expressed in Saudi Riyals unless otherwise stated)

17. TECHNICAL RESERVES**17.1 Net outstanding claims and reserves**

Net outstanding claims and reserves comprise of the following:

	30 June 2022	31 December 2021
	(Unaudited)	(Audited)
Outstanding claims	81,188,781	63,911,487
Less: Realizable value of salvage and subrogation	(3,719,655)	(3,425,084)
	77,469,126	60,486,403
Claims incurred but not reported	63,354,325	64,178,785
Additional premium reserve	1,794,739	2,824,722
Other technical reserve	5,614,888	5,193,211
	148,233,078	132,683,121
Less:		
- Reinsurers' share of outstanding claims	(57,535,560)	(48,128,358)
- Reinsurers' share of claims incurred but not reported	(49,890,325)	(48,309,514)
Net outstanding claims and reserves	40,807,193	36,245,249

17.2 Movement in unearned premiums

Movement in unearned premiums comprise of the following:

	Six month period ended 30 June 2022 (Unaudited)		
	Gross	Reinsurance	Net
Balance as at the beginning of the period	137,001,880	(102,701,355)	34,300,525
Premium written / (ceded) during the period	144,161,577	(86,972,003)	57,189,574
Premium earned during the period	(148,210,763)	98,856,456	(49,354,307)
Balance as at the end of the period	132,952,694	(90,816,902)	42,135,792
	Year ended 31 December 2021 (Audited)		
	Gross	Reinsurance	Net
Balance as at the beginning of the year	130,833,967	(100,063,940)	30,770,027
Premium written / (ceded) during the year	290,581,787	(187,594,987)	102,986,800
Premium earned during the year	(284,413,874)	184,957,572	(99,456,302)
Balance as at the end of the year	137,001,880	(102,701,355)	34,300,525

17.3 Deferred policy acquisition costs

Movement in deferred policy acquisition costs comprise of the following:

	30 June 2022	31 December 2021
	(Unaudited)	(Audited)
Balance as at the beginning of the period / year	6,429,477	5,630,498
Incurred during the period / year	11,720,234	17,317,935
Amortised during the period / year	(9,288,588)	(16,518,956)
Balance at the end of the period / year	8,861,123	6,429,477

CHUBB ARABIA COOPERATIVE INSURANCE COMPANY

(A SAUDI JOINT STOCK COMPANY)

NOTES TO THE INTERIM CONDENSED FINANCIAL STATEMENTS FOR THE THREE AND SIX MONTH PERIODS ENDED 30 JUNE 2022

(All amounts expressed in Saudi Riyals unless otherwise stated)

18. OPERATING SEGMENTS

For management purposes, the Company is organized into business segments classified as: Property, Engineering, Motor, Term life and Casualty. These segments are the basis on which the Company reports its primary segment information. The Company has started to present marine and term life as a separate segment which was previously presented as others in the annual financial statements for the year ended 31 December 2021.

Consistent with the Company's internal reporting process, operating segments have been approved by management in respect of the Company's activities, assets and liabilities.

Segment assets do not include cash and cash equivalents, premiums and insurance balances receivable - net, due from shareholders' operations, prepayments investments and other assets, term deposits, property and equipment, rights-to-use assets, intangible assets, goodwill, statutory reserves and accrued commission income. Accordingly, they are included in unallocated assets.

Segment liabilities do not include accounts payables, accrued expenses and other liabilities, lease liabilities, reinsurance balances payable, due to shareholders' operations, end-of-service indemnities, statutory deposit commission income payable, provision for zakat and income tax and accumulated surplus from insurance. Accordingly, they are included in unallocated liabilities.

Segments do not include shareholders' assets and liabilities hence these are presented under unallocated assets/liabilities accordingly.

These unallocated assets and liabilities are not reported to chief operating decision maker under related segments and are monitored on a centralized basis.

The segment statements provided to the Company's Board of Directors for the reportable segments for the Company's total assets and liabilities at 30 June 2022 and 31 December 2021, its total revenues, expenses, and net income for the three and six month periods ended 30 June 2022 and 30 June 2021 as follows:

CHUBB ARABIA COOPERATIVE INSURANCE COMPANY

(A SAUDI JOINT STOCK COMPANY)

**NOTES TO THE INTERIM CONDENSED FINANCIAL STATEMENTS
FOR THE THREE AND SIX MONTH PERIODS ENDED 30 JUNE 2022**

(All amounts expressed in Saudi Riyals unless otherwise stated)

18. OPERATING SEGMENTS (CONTINUED)

Interim condensed statement of financial position as at 30 June 30, 2022 - unaudited	Property	Engineering	Motor	Casualty	Marine	Term life	Total – Insurance operations	Shareholders’ operations	Total
Assets									
Reinsurers’ share of unearned premiums	48,639,479	20,289,259	216,991	17,263,286	2,596,768	1,811,119	90,816,902	-	90,816,902
Reinsurers’ share of outstanding claims	35,225,106	13,176,864	1,204,827	5,473,524	1,610,467	844,772	57,535,560	-	57,535,560
Reinsurers’ share of claims incurred but not reported	24,412,206	11,041,466	202,029	9,979,909	3,335,361	919,354	49,890,325	-	49,890,325
Deferred policy acquisition costs	2,994,363	1,291,435	2,081,984	1,759,329	228,367	505,645	8,861,123	-	8,861,123
Unallocated assets							244,624,114	360,988,461	605,612,575
Total assets							451,728,024	360,988,461	812,716,485
Liabilities									
Unearned premiums	51,417,711	22,953,749	23,502,093	27,456,815	3,723,319	3,899,007	132,952,694	-	132,952,694
Unearned reinsurance commission	6,377,243	2,812,978	-	1,246,338	528,449	1,997	10,967,005	-	10,967,005
Outstanding claims	41,077,629	15,610,988	8,953,226	7,555,373	2,965,926	1,305,984	77,469,126	-	77,469,126
Claims incurred but not reported	26,144,467	12,488,608	4,820,857	14,213,376	4,143,840	1,543,177	63,354,325	-	63,354,325
Additional premium reserves	660,015	133,751	1,000,973	-	-	-	1,794,739	-	1,794,739
Other technical reserves	2,567,580	1,116,176	511,361	989,508	309,474	120,789	5,614,888	-	5,614,888
Unallocated liabilities							142,373,983	19,474,219	161,848,202
Total liabilities							434,526,760	19,474,219	454,000,979

CHUBB ARABIA COOPERATIVE INSURANCE COMPANY
(A SAUDI JOINT STOCK COMPANY)

NOTES TO THE INTERIM CONDENSED FINANCIAL STATEMENTS
FOR THE THREE AND SIX MONTH PERIODS ENDED 30 JUNE 2022

(All amounts expressed in Saudi Riyals unless otherwise stated)

18. OPERATING SEGMENTS (CONTINUED)

Interim condensed statement of financial position as at 31 December 31, 2021 - audited	Property	Engineering	Motor	Casualty	Marine	Term life	Total – Insurance operations	Shareholders’ operations	Total
Assets									
Reinsurers’ share of unearned premiums	60,357,923	23,471,727	-	13,395,379	3,483,219	1,993,107	102,701,355	-	102,701,355
Reinsurers’ share of outstanding claims	32,352,446	10,398,685	86,142	1,850,025	3,248,006	193,054	48,128,358	-	48,128,358
Reinsurers’ share of claims incurred but not reported	26,329,574	8,785,161	1,843,931	9,196,689	1,317,572	836,587	48,309,514	-	48,309,514
Deferred policy acquisition costs	1,679,340	1,181,383	1,310,832	1,548,647	212,896	496,379	6,429,477	-	6,429,477
Unallocated assets							246,027,749	357,620,527	603,648,276
Total assets							<u>451,596,453</u>	<u>357,620,527</u>	<u>809,216,980</u>
Liabilities									
Unearned premiums	63,191,113	25,670,598	17,987,476	21,743,629	4,978,720	3,430,344	137,001,880	-	137,001,880
Unearned reinsurance commission	4,820,622	2,659,161	-	1,204,779	446,428	-	9,130,990	-	9,130,990
Outstanding claims	34,293,222	12,896,469	4,050,646	3,902,058	4,966,308	377,700	60,486,403	-	60,486,403
Claims incurred but not reported	28,858,727	10,305,182	8,945,836	13,095,909	1,816,349	1,156,782	64,178,785	-	64,178,785
Additional premium reserves	788,741	948,394	1,072,131	-	-	15,456	2,824,722	-	2,824,722
Other technical reserves	2,530,294	921,438	603,414	827,582	236,473	74,010	5,193,211	-	5,193,211
Unallocated liabilities							148,068,599	25,630,756	173,699,355
Total liabilities							<u>426,884,590</u>	<u>25,630,756</u>	<u>452,515,346</u>

Geographical segments

All the assets and liabilities of the Company are located in the Kingdom of Saudi Arabia except for certain investments held for trading and certain RI payables and receivables.

CHUBB ARABIA COOPERATIVE INSURANCE COMPANY
(A SAUDI JOINT STOCK COMPANY)

NOTES TO THE INTERIM CONDENSED FINANCIAL STATEMENTS
FOR THE THREE AND SIX MONTH PERIODS ENDED 30 JUNE 2022

(All amounts expressed in Saudi Riyals unless otherwise stated)

18. OPERATING SEGMENTS (CONTINUED)

Interim condensed statement of income

for the three month period ended 30 June 2022-unaudited

	Property	Engineering	Motor	Casualty	Marine	Term life	Total
REVENUE							
Gross written premiums	16,788,148	6,290,604	10,276,854	17,535,637	3,711,752	1,702,868	56,305,863
Less: Reinsurance premiums ceded							
- Local	(1,218,763)	(770,458)	-	-	(440,798)	(104,137)	(2,534,156)
- Foreign	(13,927,942)	(3,983,517)	-	(12,234,871)	(1,981,219)	(741,800)	(32,869,349)
Excess of loss expenses	(1,026,350)	(217,115)	(215,222)	(155,778)	(174,750)	(11,250)	(1,800,465)
Net premiums written	615,093	1,319,514	10,061,632	5,144,988	1,114,985	845,681	19,101,893
Change in unearned premiums	13,357,267	2,387,801	2,347,008	(3,023,049)	3,266,444	568,023	18,903,494
Changes in reinsurers' share of unearned premium	(11,863,272)	(2,213,199)	216,991	3,657,078	(1,931,702)	(347,568)	(12,481,672)
Net premiums earned	2,109,088	1,494,116	12,625,631	5,779,017	2,449,727	1,066,136	25,523,715
Reinsurance commission income	3,351,077	1,215,121	-	975,341	703,509	1,023	6,246,071
TOTAL REVENUE	5,460,165	2,709,237	12,625,631	6,754,358	3,153,236	1,067,159	31,769,786
UNDERWRITING COSTS AND EXPENSES							
Gross claims paid	(102,985)	(178,554)	(7,025,521)	(413,483)	(1,369,300)	(1,169,952)	(10,259,795)
Expenses incurred related to claims	(6,580)	(17,415)	(146,490)	(13,489)	(66,010)	-	(249,984)
Reinsurers' share of gross claims paid	104,235	85,222	-	321,235	1,318,953	940,576	2,770,221
Net claims and other benefits paid	(5,330)	(110,747)	(7,172,011)	(105,737)	(116,357)	(229,376)	(7,739,558)
Changes in outstanding claims	(7,652,712)	(172,994)	863,228	186,269	1,190,042	562,356	(5,023,811)
Changes in reinsurers' share of outstanding claims	3,824,128	332,147	(14,785)	(340,894)	(1,172,181)	(618,606)	2,009,809
Changes in claims incurred but not reported ("IBNR")	2,811,782	(3,773,684)	(753,188)	(726,273)	(1,152,238)	(1,068,246)	(4,661,847)
Changes in reinsurance share of IBNR	(2,248,492)	3,789,800	(4,014)	758,695	722,698	825,975	3,844,662
Net claims and other benefits incurred	(3,270,624)	64,522	(7,080,770)	(227,940)	(528,036)	(527,897)	(11,570,745)
Additional premium reserve	(224,909)	170,162	589,090	-	-	-	534,343
Other technical reserves	(55,801)	(212,310)	(17,687)	(34,822)	(30,647)	(43,288)	(394,555)
Policy acquisition costs	(1,647,481)	(616,438)	(1,014,602)	(1,033,181)	(291,244)	(303,951)	(4,906,897)
Other underwriting expenses	(12,689)	(14,914)	(1,067,469)	(105,186)	(66)	(915)	(1,201,239)
TOTAL UNDERWRITING COSTS AND EXPENSES	(5,211,504)	(608,978)	(8,591,438)	(1,401,129)	(849,993)	(876,051)	(17,539,093)
NET UNDERWRITING INCOME	248,661	2,100,259	4,034,193	5,353,229	2,303,243	191,108	14,230,693

CHUBB ARABIA COOPERATIVE INSURANCE COMPANY
(A SAUDI JOINT STOCK COMPANY)

NOTES TO THE INTERIM CONDENSED FINANCIAL STATEMENTS
FOR THE THREE AND SIX MONTH PERIODS ENDED 30 JUNE 2022

(All amounts expressed in Saudi Riyals unless otherwise stated)

18. OPERATING SEGMENTS (CONTINUED)

Interim condensed statement of income
for the three month period ended 30 June 2022 - unaudited
(continued)

	Property	Engineering	Motor	Casualty	Marine	Term life	Total
NET UNDERWRITING INCOME	248,661	2,100,259	4,034,193	5,353,229	2,303,243	191,108	14,230,693
OTHER (EXPENSES) / INCOME							
Allowance for impairment on doubtful debts							(1,233,100)
General and administrative expenses							(11,884,256)
Dividend, interest and commission income							1,996,280
Realized losses on disposal of investment held for trading							(77,211)
Unrealised losses on investments held for trading							(2,543,269)
Others income, net							815,350
TOTAL OTHER EXPENSES							<u>(12,926,206)</u>
Income before surplus attribution, zakat and income tax							1,304,487
Income attributed to insurance operations							<u>(286,841)</u>
Income attributed to shareholders before zakat and income tax							1,017,646
Zakat							(429,855)
Income tax							<u>172,349</u>
NET INCOME ATTRIBUTABLE TO SHAREHOLDERS							<u><u>760,140</u></u>

CHUBB ARABIA COOPERATIVE INSURANCE COMPANY

(A SAUDI JOINT STOCK COMPANY)

NOTES TO THE INTERIM CONDENSED FINANCIAL STATEMENTS FOR THE THREE AND SIX MONTH PERIODS ENDED 30 JUNE 2022

(All amounts expressed in Saudi Riyals unless otherwise stated)

18. OPERATING SEGMENTS (CONTINUED)

Interim condensed statement of income

for the three month period ended 30 June 2021-unaudited

	Property	Engineering	Motor	Casualty	Marine	Term life	Total
REVENUE							
Gross written premiums	23,973,616	5,138,018	11,272,671	12,362,901	3,817,828	760,915	57,325,949
Less: Reinsurance premiums ceded							
- Local	(1,884,640)	(547,040)	-	-	(187,049)	-	(2,618,729)
- Foreign	(20,246,927)	(3,281,181)	-	(7,285,603)	(2,385,259)	(391,927)	(33,590,897)
Excess of loss expenses	(587,347)	(111,403)	(188,910)	(149,340)	(176,750)	(11,250)	(1,225,000)
Net premiums written	1,254,702	1,198,394	11,083,761	4,927,958	1,068,770	357,738	19,891,323
Change in unearned premiums	5,291,861	2,630,178	4,313,744	(396,390)	3,235,408	664,958	15,739,759
Changes in reinsurers' share of unearned premiums	(5,125,092)	(2,740,344)	-	574,235	(1,795,311)	(338,216)	(9,424,728)
Net premiums earned	1,421,471	1,088,228	15,397,505	5,105,803	2,508,867	684,480	26,206,354
Reinsurance commission income	3,035,789	1,320,199	-	704,505	995,293	967	6,056,753
TOTAL REVENUE	4,457,260	2,408,427	15,397,505	5,810,308	3,504,160	685,447	32,263,107
UNDERWRITING COSTS AND EXPENSES							
Gross claims paid	(8,436,909)	(13,881)	(10,469,151)	(830,034)	(72,959)	(1,682,464)	(21,505,398)
Expenses incurred related to claims	(118,531)	-	(173,183)	(11,445)	(99,742)	-	(402,901)
Reinsurers' share of gross claims paid	8,178,601	(42,512)	51,385	799,873	48,273	1,237,304	10,272,924
Net claims and other benefits paid	(376,839)	(56,393)	(10,590,949)	(41,606)	(124,428)	(445,160)	(11,635,375)
Changes in outstanding claims	(2,797,132)	(1,579,503)	(1,083,216)	3,754,522	(3,478,238)	(450,800)	(5,634,367)
Changes in reinsurers' share of outstanding claims	2,422,680	1,596,557	104,886	(2,940,254)	3,498,722	310,880	4,993,471
Changes in claims incurred but not reported ("IBNR")	774,382	(3,286,309)	(205,789)	(3,734,403)	(1,044,746)	1,071,950	(6,424,915)
Changes in reinsurance share of IBNR	(606,520)	3,047,517	(13,036)	2,836,713	480,093	(755,304)	4,989,463
Net claims and other benefits incurred	(583,429)	(278,131)	(11,788,104)	(125,028)	(668,597)	(268,434)	(13,711,723)
Additional premium reserve	(435,643)	365,908	372,812	-	(76,228)	(1,363)	225,486
Other technical reserves	(35,890)	(234,374)	(42,976)	(106,786)	(160,072)	48,677	(531,421)
Policy acquisition costs	(1,388,402)	(473,299)	(1,089,378)	(759,213)	(353,194)	(138,664)	(4,202,150)
Other underwriting expenses	(232,329)	37,115	(825,957)	(103,426)	(34,257)	(9,009)	(1,167,863)
TOTAL UNDERWRITING COSTS AND EXPENSES	(2,675,693)	(582,781)	(13,373,603)	(1,094,453)	(1,292,348)	(368,793)	(19,387,671)
NET UNDERWRITING INCOME	1,781,567	1,825,646	2,023,902	4,715,855	2,211,812	316,654	12,875,436

CHUBB ARABIA COOPERATIVE INSURANCE COMPANY

(A SAUDI JOINT STOCK COMPANY)

NOTES TO THE INTERIM CONDENSED FINANCIAL STATEMENTS FOR THE THREE AND SIX MONTH PERIODS ENDED 30 JUNE 2022

(All amounts expressed in Saudi Riyals unless otherwise stated)

18. OPERATING SEGMENTS (CONTINUED)

Interim condensed statement of income

for the three month period ended 30 June 2021 - unaudited
(continued)

	<u>Property</u>	<u>Engineering</u>	<u>Motor</u>	<u>Casualty</u>	<u>Marine</u>	<u>Term life</u>	<u>Total</u>
NET UNDERWRITING INCOME	1,781,567	1,825,646	2,023,902	4,715,855	2,211,812	316,654	12,875,436
OTHER (EXPENSES) / INCOME							
Reversal of allowance for impairment on doubtful debts							737,176
General and administrative expenses							(10,031,949)
Dividend, interest and Commission income							1,526,121
Realized gain on disposal of investment held for trading							16,849
Unrealised losses on investments held for trading							(292,113)
Others income, net							4,150
TOTAL OTHER EXPENSES							<u>(8,039,766)</u>
Income before surplus attribution, zakat and income tax							4,835,670
Income attributed to insurance operations							<u>(517,947)</u>
Income attributed to shareholders before zakat and income tax							4,317,723
Zakat							(329,432)
Income tax							<u>(236,055)</u>
NET INCOME ATTRIBUTABLE TO SHAREHOLDERS							<u>3,752,236</u>

CHUBB ARABIA COOPERATIVE INSURANCE COMPANY

(A SAUDI JOINT STOCK COMPANY)

NOTES TO THE INTERIM CONDENSED FINANCIAL STATEMENTS FOR THE THREE AND SIX MONTH PERIODS ENDED 30 JUNE 2022

(All amounts expressed in Saudi Riyals unless otherwise stated)

18. OPERATING SEGMENTS (CONTINUED)

Interim condensed statement of income

for the six month period ended 30 June 2022-unaudited

	Property	Engineering	Motor	Casualty	Marine	Term life	Total
REVENUE							
Gross written premiums	48,873,956	14,230,213	32,357,153	33,297,579	10,702,497	4,700,179	144,161,577
Less: Reinsurance premiums ceded							
- Local	(3,257,922)	(1,409,463)	-	-	(607,941)	(201,616)	(5,476,942)
- Foreign	(40,491,749)	(9,157,754)	-	(20,047,935)	(6,342,546)	(1,854,147)	(77,894,131)
Excess of loss expenses	(2,052,700)	(434,230)	(430,444)	(311,556)	(349,500)	(22,500)	(3,600,930)
Net premiums written	3,071,585	3,228,766	31,926,709	12,938,088	3,402,510	2,621,916	57,189,574
Change in unearned premiums	11,773,402	2,716,849	(5,514,617)	(5,713,186)	1,255,401	(468,663)	4,049,186
Changes in reinsurers' share of unearned premiums	(11,718,444)	(3,182,468)	216,991	3,867,907	(886,451)	(181,988)	(11,884,453)
Net premiums earned	3,126,543	2,763,147	26,629,083	11,092,809	3,771,460	1,971,265	49,354,307
Reinsurance commission income	6,678,988	2,467,515	-	1,790,115	1,149,937	1,954	12,088,509
TOTAL REVENUE	9,805,531	5,230,662	26,629,083	12,882,924	4,921,397	1,973,219	61,442,816
UNDERWRITING COSTS AND EXPENSES							
Gross claims paid	(1,031,995)	(491,214)	(14,800,907)	(660,270)	(2,440,611)	(1,282,512)	(20,707,509)
Expenses incurred related to claims	(12,386)	(41,392)	(389,555)	(26,162)	(192,105)	-	(661,600)
Reinsurers' share of gross claims paid	979,883	234,575	-	398,967	1,860,984	996,856	4,471,265
Net claims and other benefits paid	(64,498)	(298,031)	(15,190,462)	(287,465)	(771,732)	(285,656)	(16,897,844)
Changes in outstanding claims	(6,784,407)	(2,714,519)	(4,902,580)	(3,653,315)	2,000,382	(928,284)	(16,982,723)
Changes in reinsurers' share of outstanding claims	2,872,660	2,778,179	1,118,685	3,623,499	(1,637,539)	651,718	9,407,202
Changes in claims incurred but not reported ("IBNR")	2,714,260	(2,183,426)	4,124,979	(1,117,467)	(2,327,491)	(386,395)	824,460
Changes in reinsurance share of IBNR	(1,917,368)	2,256,305	(1,641,902)	783,220	2,017,789	82,767	1,580,811
Net claims and other benefits incurred	(3,179,353)	(161,492)	(16,491,280)	(651,528)	(718,591)	(865,850)	(22,068,094)
Additional premium reserve	128,726	814,643	71,158	-	-	15,456	1,029,983
Other technical reserves	(37,286)	(194,738)	92,053	(161,926)	(73,001)	(46,779)	(421,677)
Policy acquisition costs	(3,186,278)	(1,121,157)	(2,008,792)	(1,908,511)	(504,807)	(559,043)	(9,288,588)
Other underwriting expenses	(279,990)	(80,386)	(2,905,643)	(268,014)	(57,262)	(25,309)	(3,616,604)
TOTAL UNDERWRITING COSTS AND EXPENSES	(6,554,181)	(743,130)	(21,242,504)	(2,989,979)	(1,353,661)	(1,481,525)	(34,364,980)
NET UNDERWRITING INCOME	3,251,350	4,487,532	5,386,579	9,892,945	3,567,736	491,694	27,077,836

CHUBB ARABIA COOPERATIVE INSURANCE COMPANY

(A SAUDI JOINT STOCK COMPANY)

NOTES TO THE INTERIM CONDENSED FINANCIAL STATEMENTS FOR THE THREE AND SIX MONTH PERIODS ENDED 30 JUNE 2022

(All amounts expressed in Saudi Riyals unless otherwise stated)

18. OPERATING SEGMENTS (CONTINUED)

Interim condensed statement of income

for the three month period ended 30 June 2022 - unaudited
(continued)

	Property	Engineering	Motor	Casualty	Marine	Term life	Total
NET UNDERWRITING INCOME	3,251,350	4,487,532	5,386,579	9,892,945	3,567,736	491,694	27,077,836
OTHER (EXPENSES) / INCOME							
Allowance for impairment on doubtful debts							(1,246,329)
General and administrative expenses							(22,447,488)
Dividend, interest and Commission income							3,230,617
Realized losses on disposal of investment held for trading							(100,833)
Unrealised losses on investments held for trading							(3,910,405)
Others income, net							1,013,240
TOTAL OTHER EXPENSES							<u>(23,461,198)</u>
Income before surplus attribution, zakat and income tax							3,616,638
Income attributed to insurance operations							<u>(564,616)</u>
Income attributed to shareholders before zakat and income tax							3,052,022
Zakat							(1,051,398)
Income tax							13,248
NET INCOME ATTRIBUTABLE TO SHAREHOLDERS							<u>2,013,872</u>

CHUBB ARABIA COOPERATIVE INSURANCE COMPANY

(A SAUDI JOINT STOCK COMPANY)

NOTES TO THE INTERIM CONDENSED FINANCIAL STATEMENTS FOR THE THREE AND SIX MONTH PERIODS ENDED 30 JUNE 2022

(All amounts expressed in Saudi Riyals unless otherwise stated)

18. OPERATING SEGMENTS (CONTINUED)

Interim condensed statement of income

for the six month period ended 30 June 2021-unaudited

	Property	Engineering	Motor	Casualty	Marine	Term life	Total
REVENUE							
Gross written premiums	52,766,186	11,959,880	44,328,243	25,969,448	10,888,005	3,254,273	149,166,035
Less: Reinsurance premiums ceded							
- Local	(3,554,706)	(973,906)	-	-	(438,084)	-	(4,966,696)
- Foreign	(44,517,963)	(7,865,642)	(142)	(12,990,322)	(6,501,844)	(1,501,684)	(73,377,597)
Excess of loss expenses	(1,174,694)	(222,806)	(377,820)	(298,680)	(546,048)	(22,500)	(2,642,548)
Net premiums written	3,518,823	2,897,526	43,950,281	12,680,446	3,402,029	1,730,089	68,179,194
Change in unearned premiums	6,046,075	2,681,725	(14,681,495)	(2,450,253)	146,727	(453,571)	(8,710,792)
Changes in reinsurers' share of unearned premiums	(6,754,187)	(3,739,542)	(3,471)	(197,679)	(188,170)	62,217	(10,820,832)
Net premiums earned	2,810,711	1,839,709	29,265,315	10,032,514	3,360,586	1,338,735	48,647,570
Reinsurance commission income	6,030,801	2,502,247	298	1,352,433	1,607,400	1,936	11,495,115
TOTAL REVENUE	8,841,512	4,341,956	29,265,613	11,384,947	4,967,986	1,340,671	60,142,685
UNDERWRITING COSTS AND EXPENSES							
Gross claims paid	(10,932,903)	(831,888)	(17,820,452)	(928,627)	(496,675)	(2,439,280)	(33,449,825)
Expenses incurred related to claims	(215,756)	(39,767)	(394,168)	(11,445)	(148,211)	-	(809,347)
Reinsurers' share of gross claims paid	10,659,378	665,184	115,654	827,359	323,871	1,615,712	14,207,158
Net claims and other benefits paid	(489,281)	(206,471)	(18,098,966)	(112,713)	(321,015)	(823,568)	(20,052,014)
Changes in outstanding claims	(7,431,901)	(1,859,116)	(3,978,368)	(1,530,780)	(3,417,838)	216,056	(18,001,947)
Changes in reinsurers' share of outstanding claims	6,978,478	1,549,734	121,558	1,997,068	3,440,938	(22,547)	14,065,229
Changes in claims incurred but not reported ("IBNR")	61,350	(3,616,500)	2,364,638	(4,198,920)	(1,988,512)	(80,142)	(7,458,086)
Changes in reinsurance share of IBNR	(248,515)	3,213,374	(176,608)	3,286,670	1,252,656	62,957	7,390,534
Net claims and other benefits incurred	(1,129,869)	(918,979)	(19,767,746)	(558,675)	(1,033,771)	(647,244)	(24,056,284)
Additional premium reserve	129,516	632,072	409,949	309,421	(76,228)	(70,329)	1,334,401
Other technical reserves	(210,139)	(261,398)	21,588	(285,448)	(212,602)	1,603	(946,396)
Policy acquisition costs	(2,710,918)	(886,330)	(2,152,042)	(1,532,535)	(519,871)	(262,071)	(8,063,767)
Other underwriting expenses	(363,642)	6,002	(1,819,563)	(161,535)	(85,775)	(19,657)	(2,444,170)
TOTAL UNDERWRITING COSTS AND EXPENSES	(4,285,052)	(1,428,633)	(23,307,814)	(2,228,772)	(1,928,247)	(997,698)	(34,176,216)
NET UNDERWRITING INCOME	4,556,460	2,913,323	5,957,799	9,156,175	3,039,739	342,973	25,966,469

CHUBB ARABIA COOPERATIVE INSURANCE COMPANY

(A SAUDI JOINT STOCK COMPANY)

NOTES TO THE INTERIM CONDENSED FINANCIAL STATEMENTS FOR THE THREE AND SIX MONTH PERIODS ENDED 30 JUNE 2022

(All amounts expressed in Saudi Riyals unless otherwise stated)

18. OPERATING SEGMENTS (CONTINUED)

Interim condensed statement of income

for the six month period ended 30 June 2021 - unaudited
(continued)

	<u>Property</u>	<u>Engineering</u>	<u>Motor</u>	<u>Casualty</u>	<u>Marine</u>	<u>Term life</u>	<u>Total</u>
NET UNDERWRITING INCOME	4,556,460	2,913,323	5,957,799	9,156,175	3,039,739	342,973	25,966,469
OTHER (EXPENSES) / INCOME							
Allowance for impairment on doubtful debts							(1,145,379)
General and administrative expenses							(19,632,962)
Dividend, interest and Commission income							2,960,970
Realized losses on disposal of investment held for trading							12,147
Unrealised losses on investments held for trading							(855,941)
Others income, net							296,265
TOTAL OTHER EXPENSES							<u>(18,364,900)</u>
Income before surplus attribution, zakat and income tax							7,601,569
Income attributed to insurance operations							<u>(856,547)</u>
Income attributed to shareholders before zakat and income tax							6,745,022
Zakat							(1,013,671)
Income tax							<u>(416,354)</u>
NET INCOME ATTRIBUTABLE TO SHAREHOLDERS							<u>5,314,997</u>

CHUBB ARABIA COOPERATIVE INSURANCE COMPANY
(A SAUDI JOINT STOCK COMPANY)

**NOTES TO THE INTERIM CONDENSED FINANCIAL STATEMENTS
FOR THE THREE AND SIX MONTH PERIODS ENDED 30 JUNE 2022**

(All amounts expressed in Saudi Riyals unless otherwise stated)

19. FAIR VALUE OF FINANCIAL INSTRUMENTS

Fair value is the price that would be received to sell an asset or paid to transfer a liability in an orderly transaction between market participants at the measurement date. The fair value measurement is based on the presumption that the transaction takes place either:

- in the accessible principal market for the asset or liability, or
- in the absence of a principal market, in the most advantages accessible market for the asset or liability.

The fair values of on-balance sheet financial instruments that are not carried at fair value are not significantly different from their carrying amounts included in the interim condensed financial statements.

Determination of fair value and fair value hierarchy

The Company uses the following hierarchy for determining and disclosing the fair value of financial instruments:

Level 1: quoted prices in active markets for the same or identical instrument that an entity can access at the measurement date;

Level 2: quoted prices in active markets for similar assets and liabilities or other valuation techniques for which all significant inputs are based on observable market data; and

Level 3: valuation techniques for which any significant input is not based on observable market data.

The following table shows an analysis of financial instruments recorded at fair value by level of the fair value hierarchy. It does not include fair value information for financial assets and financial liabilities not measured at fair value if the carrying amount is a reasonable approximation to fair value:

Financial instruments carried at fair value

30 June 2022 (Unaudited)

Investments	Carrying value	Level 1	Level 2	Level 3	Total
Insurance operations	36,698,125	34,530,331	2,167,794	-	36,698,125
Shareholders' operations	58,639,799	53,895,515	2,812,206	1,932,078	58,639,799
	95,337,924	88,425,846	4,980,000	1,932,078	95,337,924

Financial instruments carried at fair value

31 December 2021 (Audited)

Investments	Carrying value	Level 1	Level 2	Level 3	Total
Insurance operations	39,755,154	37,590,842	2,164,312	-	39,755,154
Shareholders' operations	64,327,602	59,587,836	2,807,688	1,932,078	64,327,602
	104,082,756	97,178,678	4,972,000	1,932,078	104,082,756

During the period, there has been no transfer between level 1, level 2 and level 3.

20. EARNINGS PER SHARE FOR THE PERIOD

Earnings per share for the period has been calculated by dividing the net income for the period by the weighted average number of outstanding shares during the period. The earnings per share for the corresponding periods were adjusted to reflect the bonus issue.

CHUBB ARABIA COOPERATIVE INSURANCE COMPANY
(A SAUDI JOINT STOCK COMPANY)

**NOTES TO THE INTERIM CONDENSED FINANCIAL STATEMENTS
FOR THE THREE AND SIX MONTH PERIODS ENDED 30 JUNE 2022**

(All amounts expressed in Saudi Riyals unless otherwise stated)

21. SUPPLEMENTARY STATEMENTS

As required by the Implementing Regulations, the interim statement of financial position, interim statement of income and interim statement of cash flows are separately disclosed for both insurance operations and shareholders operations are as follows:

a) Statement of financial position	30 June 2022 - (Unaudited)			31 December 2021 - (Audited)		
	Insurance operations	Share-holders' operations	Total	Insurance operations	Share-holders' operations	Total
ASSETS						
Cash and cash equivalents	44,145,146	78,114,860	122,260,006	37,267,250	148,776,635	186,043,885
Premiums and re-insurance balance receivable-net	115,143,822	-	115,143,822	151,583,164	-	151,583,164
Reinsurers' share of unearned premiums	90,816,902	-	90,816,902	102,701,355	-	102,701,355
Reinsurers' share of outstanding claims	57,535,560	-	57,535,560	48,128,358	-	48,128,358
Reinsurers' share of claims incurred but not reported	49,890,325	-	49,890,325	48,309,514	-	48,309,514
Deferred policy acquisition costs	8,861,123	-	8,861,123	6,429,477	-	6,429,477
Investments held for trading	36,698,125	56,707,721	93,405,846	39,755,154	62,395,524	102,150,678
Investments available for sale	-	1,932,078	1,932,078	-	1,932,078	1,932,078
Prepayments and other assets	17,177,883	10,858,829	28,036,712	12,299,818	11,098,116	23,397,934
Term deposits	25,899,143	136,990,063	162,889,206	-	57,236,755	57,236,755
Property and equipment	2,229,099	-	2,229,099	2,323,765	-	2,323,765
Intangible assets	3,330,896	-	3,330,896	2,798,598	-	2,798,598
Goodwill	-	43,774,750	43,774,750	-	43,774,750	43,774,750
Statutory deposit	-	30,000,000	30,000,000	-	30,000,000	30,000,000
Statutory deposit commission income	-	2,610,160	2,610,160	-	2,406,669	2,406,669
Amount due from insurance operations	-	20,364,144	20,364,144	-	27,874,741	27,874,741
TOTAL ASSETS	451,728,024	381,352,605	833,080,629	451,596,453	385,495,268	837,091,721
Less: inter-operations elimination	-	(20,364,144)	(20,364,144)	-	(27,874,741)	(27,874,741)
TOTAL ASSETS AS PER STATEMENT OF FINANCIAL POSITION	451,728,024	360,988,461	812,716,485	451,596,453	357,620,527	809,216,980

CHUBB ARABIA COOPERATIVE INSURANCE COMPANY
(A SAUDI JOINT STOCK COMPANY)

NOTES TO THE INTERIM CONDENSED FINANCIAL STATEMENTS
FOR THE THREE AND SIX MONTH PERIODS ENDED 30 JUNE 2022

(All amounts expressed in Saudi Riyals unless otherwise stated)

21. SUPPLEMENTARY STATEMENTS (CONTINUED)

a) Statement of financial position (continued)	30 June 2022 - (Unaudited)			31 December 2021- (Audited)		
	Insurance operations	Share- holders' operations	Total	Insurance operations	Share- holders' operations	Total
LIABILITIES						
Accounts payable	27,945,347	-	27,945,347	41,043,098	-	41,043,098
Accrued and other liabilities	6,146,137	1,945,537	8,091,674	8,832,716	3,918,843	12,751,559
Surplus distribution payable	2,744,642	-	2,744,642	2,180,026	-	2,180,026
Reinsurer's balances payable	94,745,877	-	94,745,877	85,044,497	-	85,044,497
Unearned premiums	132,952,694	-	132,952,694	137,001,880	-	137,001,880
Unearned reinsurance commission	10,967,005	-	10,967,005	9,130,990	-	9,130,990
Outstanding claims	77,469,126	-	77,469,126	60,486,403	-	60,486,403
Claims incurred but not reported	63,354,325	-	63,354,325	64,178,785	-	64,178,785
Additional premium reserves	1,794,739	-	1,794,739	2,824,722	-	2,824,722
Other technical reserves	5,614,888	-	5,614,888	5,193,211	-	5,193,211
End-of-service indemnities	10,791,980	-	10,791,980	10,968,262	-	10,968,262
Provision for zakat and income tax	-	14,918,522	14,918,522	-	19,305,244	19,305,244
Statutory deposit commission payable to SAMA	-	2,610,160	2,610,160	-	2,406,669	2,406,669
Accumulated surplus from insurance operations	20,364,144	-	20,364,144	27,874,741	-	27,874,741
TOTAL LIABILITIES	454,890,904	19,474,219	474,365,123	454,759,331	25,630,756	480,390,087
Less: inter-operations elimination	(20,364,144)	-	(20,364,144)	(27,874,741)	-	(27,874,741)
TOTAL LIABILITIES AS PER STATEMENT OF FINANCIAL POSITION	434,526,760	19,474,219	454,000,979	426,884,590	25,630,756	452,515,346
EQUITY						
Share capital	-	300,000,000	300,000,000	-	300,000,000	300,000,000
Statutory reserve	-	40,330,475	40,330,475	-	39,927,701	39,927,701
Retained earnings	-	21,547,913	21,547,913	-	19,936,815	19,936,815
Re-measurement of defined benefit obligation reserve	(3,162,882)	-	(3,162,882)	(3,162,882)	-	(3,162,882)
TOTAL EQUITY	(3,162,882)	361,878,388	358,715,506	(3,162,882)	359,864,516	356,701,634
TOTAL LIABILITIES AND EQUITY	431,363,878	381,352,607	812,716,485	423,721,708	385,495,272	809,216,980

CHUBB ARABIA COOPERATIVE INSURANCE COMPANY
(A SAUDI JOINT STOCK COMPANY)

NOTES TO THE INTERIM CONDENSED FINANCIAL STATEMENTS
FOR THE THREE AND SIX MONTH PERIODS ENDED 30 JUNE 2022
(All amounts expressed in Saudi Riyals unless otherwise stated)

21. SUPPLEMENTARY STATEMENTS (CONTINUED)

b) Interim condensed statement of income (unaudited)	Three month ended 30 June 2022			Three month ended 30 June 2021		
	Insurance operations	Shareholders' operations	Total	Insurance operations	Shareholders' operations	Total
REVENUE						
Gross written premiums	56,305,863	-	56,305,863	57,325,949	-	57,325,949
Less: Reinsurance premiums ceded						
Local	(2,534,156)	-	(2,534,156)	(2,618,729)	-	(2,618,729)
Foreign	(32,869,349)	-	(32,869,349)	(33,590,897)	-	(33,590,897)
Excess of loss expenses	(1,800,465)	-	(1,800,465)	(1,225,000)	-	(1,225,000)
Net premiums written	19,101,893	-	19,101,893	19,891,323	-	19,891,323
Changes in unearned premiums	18,903,494	-	18,903,494	15,739,759	-	15,739,759
Changes in reinsurer share of unearned premiums	(12,481,672)	-	(12,481,672)	(9,424,728)	-	(9,424,728)
Net premiums earned	25,523,715	-	25,523,715	26,206,354	-	26,206,354
Reinsurance commissions	6,246,071	-	6,246,071	6,056,753	-	6,056,753
TOTAL REVENUE	31,769,786	-	31,769,786	32,263,107	-	32,263,107
UNDERWRITING COSTS AND EXPENSES						
Gross claims paid	(10,259,795)	-	(10,259,795)	(21,505,398)	-	(21,505,398)
Expenses incurred related to claims	(249,984)	-	(249,984)	(402,901)	-	(402,901)
Reinsurers' share of gross claims paid	2,770,221	-	2,770,221	10,272,924	-	10,272,924
NET CLAIMS AND OTHER BENEFITS PAID	(7,739,558)	-	(7,739,558)	(11,635,375)	-	(11,635,375)
Changes in outstanding claims	(5,023,811)	-	(5,023,811)	(5,634,367)	-	(5,634,367)
Changes in reinsurer share of outstanding claims	2,009,809	-	2,009,809	4,993,471	-	4,993,471
Changes in claims incurred but not reported	(4,661,847)	-	(4,661,847)	(6,424,915)	-	(6,424,915)
Changes in reinsurer share of incurred but not reported	3,844,662	-	3,844,662	4,989,463	-	4,989,463
Net claims incurred	(11,570,745)	-	(11,570,745)	(13,711,723)	-	(13,711,723)
Additional premium reserve	534,343	-	534,343	225,486	-	225,486
Other technical reserves	(394,555)	-	(394,555)	(531,421)	-	(531,421)
Policy acquisition costs	(4,906,897)	-	(4,906,897)	(4,202,150)	-	(4,202,150)
Other underwriting expenses	(1,201,239)	-	(1,201,239)	(1,167,863)	-	(1,167,863)
TOTAL UNDERWRITING COSTS AND EXPENSES	(17,539,093)	-	(17,539,093)	(19,387,671)	-	(19,387,671)
NET UNDERWRITING INCOME	14,230,693	-	14,230,693	12,875,436	-	12,875,436
OTHER OPERATING (EXPENSES) / INCOME						
(Allowance for) / Reversal of doubtful debts	(1,233,100)	-	(1,233,100)	737,176	-	737,176
General and administrative expenses	(10,364,267)	(1,519,989)	(11,884,256)	(8,718,646)	(1,313,303)	(10,031,949)
Dividend, interest and commission Income	457,572	1,538,708	1,996,280	390,870	1,135,251	1,526,121
Realized (losses) / gains on disposal of investment held for trading	(54,596)	(22,615)	(77,211)	7,334	9,515	16,849
Unrealised losses on investments held at fair value	(983,248)	(1,560,021)	(2,543,269)	(116,846)	(175,267)	(292,113)
Other income, net	815,350	-	815,350	4,150	-	4,150
TOTAL OTHER EXPENSES	(11,362,289)	(1,563,917)	(12,926,206)	(7,695,962)	(343,804)	(8,039,766)
Income / (loss) before surplus attribution, zakat and income tax	2,868,404	(1,563,917)	1,304,487	5,179,474	(343,804)	4,835,670
Surplus transferred to shareholders	(2,581,563)	2,581,563	-	(4,661,527)	4,661,527	-
Net Income for the period before zakat and income tax	286,841	1,017,646	1,304,487	517,947	4,317,723	4,835,670
Zakat	-	(429,855)	(429,855)	-	(329,432)	(329,432)
income tax	-	172,349	172,349	-	(236,055)	(236,055)
Net result from insurance operations after shareholders' transfer of surplus to shareholders	286,841	760,140	1,046,981	517,947	3,752,236	4,270,183
Weighted average number of outstanding shares	-	30,000,000	30,000,000	-	30,000,000	30,000,000
Earnings per share for the period		0.03			0.13	

CHUBB ARABIA COOPERATIVE INSURANCE COMPANY
(A SAUDI JOINT STOCK COMPANY)

**NOTES TO THE INTERIM CONDENSED FINANCIAL STATEMENTS
FOR THE THREE AND SIX MONTH PERIODS ENDED 30 JUNE 2022**

(All amounts expressed in Saudi Riyals unless otherwise stated)

21. SUPPLEMENTARY STATEMENTS (CONTINUED)

	Three month ended 30 June 2022			Three month ended 30 June 2021		
	Insurance operations	Shareholders' operations	Total	Insurance operations	Shareholders' operations	Total
b) Interim condensed statement of comprehensive income (unaudited) – (continued)						
Total income	286,841	760,140	1,046,981	517,947	3,752,236	4,270,183
Other comprehensive income	-	-	-	-	-	-
TOTAL COMPREHENSIVE INCOME FOR THE PERIOD	286,841	760,140	1,046,981	517,947	3,752,236	4,270,183
	Six month period ended 30 June 2022			Six month period ended 30 June 2021		
	Insurance operations	Shareholders' operations	Total	Insurance operations	Shareholders' operations	Total
c) Interim condensed statement of income (unaudited)						
REVENUE						
Gross written premiums	144,161,577	-	144,161,577	149,166,035	-	149,166,035
Less: Reinsurance premiums ceded						
Local	(5,476,942)	-	(5,476,942)	(4,966,696)	-	(4,966,696)
Foreign	(77,894,131)	-	(77,894,131)	(73,377,597)	-	(73,377,597)
Excess of loss expenses	(3,600,930)	-	(3,600,930)	(2,642,548)	-	(2,642,548)
Net premiums written	57,189,574	-	57,189,574	68,179,194	-	68,179,194
Changes in unearned premiums	4,049,186	-	4,049,186	(8,710,792)	-	(8,710,792)
Changes in reinsurers' share of unearned premiums	(11,884,453)	-	(11,884,453)	(10,820,832)	-	(10,820,832)
Net premiums earned	49,354,307	-	49,354,307	48,647,570	-	48,647,570
Reinsurance commissions	12,088,509	-	12,088,509	11,495,115	-	11,495,115
TOTAL REVENUES	61,442,816	-	61,442,816	60,142,685	-	60,142,685
UNDERWRITING COSTS AND EXPENSES						
Gross claims paid	(20,707,509)	-	(20,707,509)	(33,449,825)	-	(33,449,825)
Expenses incurred related to claims	(661,600)	-	(661,600)	(809,347)	-	(809,347)
Reinsurers' share of gross claims paid	4,471,265	-	4,471,265	14,207,158	-	14,207,158
NET CLAIMS AND OTHER BENEFITS PAID	(16,897,844)	-	(16,897,844)	(20,052,014)	-	(20,052,014)
Changes in outstanding claims	(16,982,723)	-	(16,982,723)	(18,001,947)	-	(18,001,947)
Changes in reinsurance share of outstanding claims	9,407,202	-	9,407,202	14,065,229	-	14,065,229
Changes in claims incurred but not reported ("IBNR")	824,460	-	824,460	(7,458,086)	-	(7,458,086)
Changes in reinsurance share of IBNR	1,580,811	-	1,580,811	7,390,534	-	7,390,534
Net claims and other benefits incurred	(22,068,094)	-	(22,068,094)	(24,056,284)	-	(24,056,284)
Additional premium reserves	1,029,983	-	1,029,983	1,334,401	-	1,334,401
Other technical reserves	(421,677)	-	(421,677)	(946,396)	-	(946,396)
Policy acquisition costs	(9,288,588)	-	(9,288,588)	(8,063,767)	-	(8,063,767)
Other underwriting expenses	(3,616,604)	-	(3,616,604)	(2,444,170)	-	(2,444,170)
TOTAL UNDERWRITING COSTS AND EXPENSES	(34,364,980)	-	(34,364,980)	(34,176,216)	-	(34,176,216)
NET UNDERWRITING INCOME	27,077,836	-	27,077,836	25,966,469	-	25,966,469
OTHER (EXPENSES) / INCOME						
Allowance for impairment on doubtful debts	(1,246,329)	-	(1,246,329)	(1,145,379)	-	(1,145,379)
General and administrative expenses	(19,588,294)	(2,859,194)	(22,447,488)	(16,959,623)	(2,673,339)	(19,632,962)
Dividend, interest and Commission Income	761,201	2,469,416	3,230,617	755,998	2,204,972	2,960,970
Realized (loss) / gain on disposal of investment held for trading	(64,879)	(35,954)	(100,833)	5,298	6,849	12,147
Unrealised losses on investments held for trading	(2,306,618)	(1,603,787)	(3,910,405)	(353,559)	(502,382)	(855,941)
Others income, net	1,013,240	-	1,013,240	296,265	-	296,265
TOTAL OTHER EXPENSES	(21,431,679)	(2,029,519)	(23,461,198)	(17,401,000)	(963,900)	(18,364,900)

CHUBB ARABIA COOPERATIVE INSURANCE COMPANY
(A SAUDI JOINT STOCK COMPANY)

**NOTES TO THE INTERIM CONDENSED FINANCIAL STATEMENTS
FOR THE THREE AND SIX MONTH PERIODS ENDED 30 JUNE 2022**

(All amounts expressed in Saudi Riyals unless otherwise stated)

21. SUPPLEMENTARY STATEMENTS (CONTINUED)

c) Interim condensed statement of income (unaudited) - (continued)	Six month period ended 30 June 2022			Six month period ended 30 June 2021		
	Insurance operations	Shareholders' operations	Total	Insurance operations	Shareholders' operations	Total
Income / (loss) before surplus attribution, zakat and income tax	5,646,157	(2,029,519)	3,616,638	8,565,469	(963,900)	7,601,569
Surplus transferred to shareholders	(5,081,541)	5,081,541	-	(7,708,922)	7,708,922	-
Net Income for the period before zakat and income tax	564,616	3,052,022	3,616,638	856,547	6,745,022	7,601,569
Zakat	-	(1,051,398)	(1,051,398)	-	(1,013,671)	(1,013,671)
income tax	-	13,248	13,248	-	(416,354)	(416,354)
Net result from insurance operations after shareholders' transfer of surplus to shareholders	564,616	2,013,872	2,578,488	856,547	5,314,997	6,171,544
Weighted average number of outstanding shares	-	30,000,000	30,000,000	-	30,000,000	30,000,000
Earnings per share	0.07			0.18		
	Six month ended 30 June 2022			Six month ended 30 June 2021		
c) Interim condensed statement of comprehensive income (unaudited)	Insurance operations	Shareholders' operations	Total	Insurance operations	Shareholders' operations	Total
Net result from insurance operations after shareholders' transfer of surplus to shareholders	564,616	2,013,872	2,578,488	856,547	5,314,997	6,171,544
Other comprehensive income	-	-	-	-	-	-
TOTAL COMPREHENSIVE INCOME FOR THE PERIOD	564,616	2,013,872	2,578,488	856,547	5,314,997	6,171,544

CHUBB ARABIA COOPERATIVE INSURANCE COMPANY
(A SAUDI JOINT STOCK COMPANY)

NOTES TO THE INTERIM CONDENSED FINANCIAL STATEMENTS
FOR THE THREE AND SIX MONTH PERIODS ENDED 30 JUNE 2022

(All amounts expressed in Saudi Riyals unless otherwise stated)

21. SUPPLEMENTARY STATEMENTS (CONTINUED)

d) Interim condensed statement of cash flows (unaudited)

	30 June 2022			30 June 2021		
	Insurance operations	Shareholders' operations	Total	Insurance operations	Shareholders' operations	Total
Cash flows from operating activities						
Net income before zakat and income tax for the period	564,616	3,052,022	3,616,638	856,547	6,745,022	7,601,569
Adjustments for:						
Depreciation of property and equipment	316,867	-	316,867	138,768	-	138,768
Depreciation of right of use assets	-	-	-	539,250	-	539,250
Amortisation of intangible assets	105,085	-	105,085	131,034	-	131,034
Gain on sale of property and equipment	-	-	-	(4,000)	-	(4,000)
Allowance for impairment of doubtful debts	1,246,329	-	1,246,329	1,145,379	-	1,145,379
Unrealized losses on investments held for trading	2,306,618	1,603,787	3,910,405	353,559	502,382	855,941
Realized losses / (gains) on Investments held for trading	64,879	35,954	100,833	(5,298)	(6,849)	(12,147)
Interest on lease obligations	-	-	-	3,563	-	3,563
Provision for end-of-service indemnities	858,643	-	858,643	722,695	-	722,695
	5,463,037	4,691,763	10,154,800	3,881,497	7,240,555	11,122,052
Changes in:						
Premiums and insurance balances receivable	35,193,013	-	35,193,013	21,469,442	-	21,469,442
Reinsurers' share of unearned premiums	11,884,453	-	11,884,453	10,820,832	-	10,820,832
Reinsurers' share of outstanding claims	(9,407,202)	-	(9,407,202)	(14,065,229)	-	(14,065,229)
Reinsurers' share of claims Incurred but not reported	(1,580,811)	-	(1,580,811)	(7,390,534)	-	(7,390,534)
Deferred policy acquisition costs	(2,431,646)	-	(2,431,646)	(1,632,436)	-	(1,632,436)
Prepaid and other assets	(4,878,066)	239,288	(4,638,778)	1,601,117	(942,808)	658,309
Accounts payable	(13,097,751)	-	(13,097,751)	3,370,591	-	3,370,591
Accrued and other liabilities	(2,686,580)	(1,973,305)	(4,659,885)	(9,845,640)	(1,456,249)	(11,301,889)
Reinsurers' balances payable	9,701,380	-	9,701,380	(23,264,726)	-	(23,264,726)
Gross unearned premiums	(4,049,186)	-	(4,049,186)	8,710,792	-	8,710,792
Unearned reinsurance commission income	1,836,015	-	1,836,015	2,270,598	-	2,270,598
Outstanding claims	16,982,723	-	16,982,723	18,001,947	-	18,001,947
Claims incurred but not reported	(824,460)	-	(824,460)	7,458,086	-	7,458,086
Additional premium reserves	(1,029,983)	-	(1,029,983)	(1,334,401)	-	(1,334,401)
Other technical reserves	421,677	-	421,677	946,396	-	946,396
Cash generated from operations	41,496,613	2,957,746	44,454,359	20,998,332	4,841,498	25,839,830
Surplus paid to policyholders	-	-	-	(1,710)	-	(1,710)
Zakat and income tax paid	-	(5,424,872)	(5,424,872)	-	(11,609,770)	(11,609,770)
End-of-service indemnities paid	(1,034,925)	-	(1,034,925)	(71,894)	-	(71,894)
Net cash generated from / (used in) operating activities	40,461,688	(2,467,126)	37,994,562	20,924,728	(6,768,272)	14,156,456

CHUBB ARABIA COOPERATIVE INSURANCE COMPANY
(A SAUDI JOINT STOCK COMPANY)

NOTES TO THE INTERIM CONDENSED FINANCIAL STATEMENTS
FOR THE THREE AND SIX MONTH PERIODS ENDED 30 JUNE 2022

(All amounts expressed in Saudi Riyals unless otherwise stated)

21. SUPPLEMENTARY STATEMENTS (CONTINUED)

d) Interim condensed statement of cash flows (continued)

	30 June 2022			30 June 2021		
	Insurance operations	Shareholders' operations	Total	Insurance operations	Shareholders' operations	Total
Cash flows from investing activities						
Purchase of investments held for trading	(5,585,488)	(4,087,122)	(9,672,610)	(3,194,267)	(4,137,520)	(7,331,787)
Proceeds from disposal of investments held for Trading	6,271,020	8,135,184	14,406,204	3,021,026	3,919,075	6,940,101
Additions in/ maturities in term deposits	(25,899,143)	(79,753,308)	(105,652,451)	-	(45,188,223)	(45,188,223)
Purchase of property and equipment	(222,201)	-	(222,201)	(123,009)	-	(123,009)
Proceeds from sale of property and equipment	-	-	-	4,000	-	4,000
Purchase of intangible assets	(637,383)	-	(637,383)	(3,046,346)	-	(3,046,346)
Net cash (used in) / generated from investing activities	(26,073,195)	(75,705,246)	(101,778,441)	(3,338,596)	(45,406,668)	(48,745,264)
Cash flows from financing activities						
Payment for lease obligations	-	-	-	(1,122,227)	-	(1,122,227)
Interoperation balances	(7,510,597)	7,510,597	-	(17,614,524)	17,614,524	-
Net cash (used in) / generated from financing Activities	(7,510,597)	7,510,597	-	(18,736,751)	17,614,524	(1,122,227)
Net increase / (decrease) in cash and cash equivalents	6,877,896	(70,661,775)	(63,783,879)	(1,150,619)	(34,560,416)	(35,711,035)
Cash and cash equivalents at 1 January	37,267,250	148,776,635	186,043,885	39,264,419	96,529,223	135,793,642
Cash and cash equivalent at 30 June	44,145,146	78,114,860	122,260,006	38,113,800	61,968,807	100,082,607

22. COMPARATIVE FIGURES RECLASSIFICATIONS

Certain comparative figures for period / year 2021 have been reclassified, to conform with the presentation in the current year.

23. APPROVAL OF THE INTERIM CONDENSED FINANCIAL STATEMENTS

The interim condensed financial statements have been approved by the Board of Directors on 15 August 2022G corresponding to 17 Muharram 1444H.